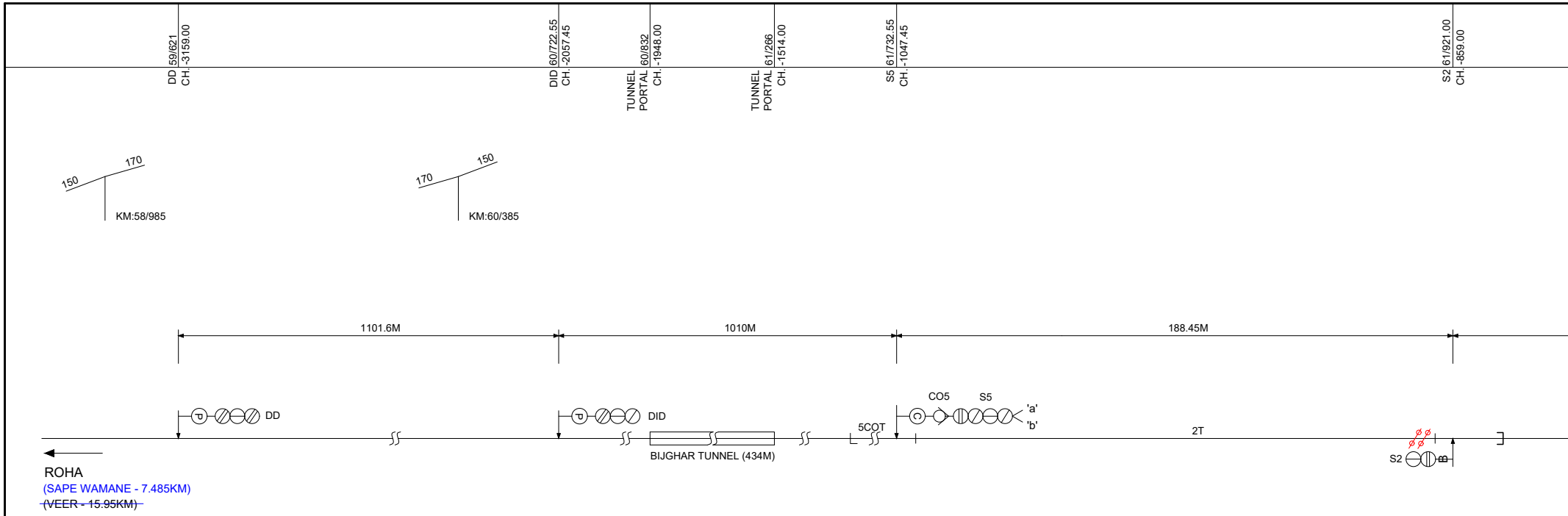
DD 59/621
CH.-3159.00
DID 60/722.55
CH.-2057.45
TUNNEL PORTAL 60/832
CH.-1948.00
TUNNEL PORTAL 61/266
CH.-1514.00
S5 61/732.55
CH.-1047.45
S2 61/921.00
CH.-859.00
150
170
KM:58/985
170
150
KM:60/385
1101.6M
1010M
188.45M
DD
DID
BIJGHAR TUNNEL (434M)
5COT
CO5
S5
'a'
'b'
2T
S2
ROHA
(SAPE WAMANE - 7.485KM)
~~(VEER - 15.95KM)~~

DN - SIGNAL ASPECT CONTROL CHART →

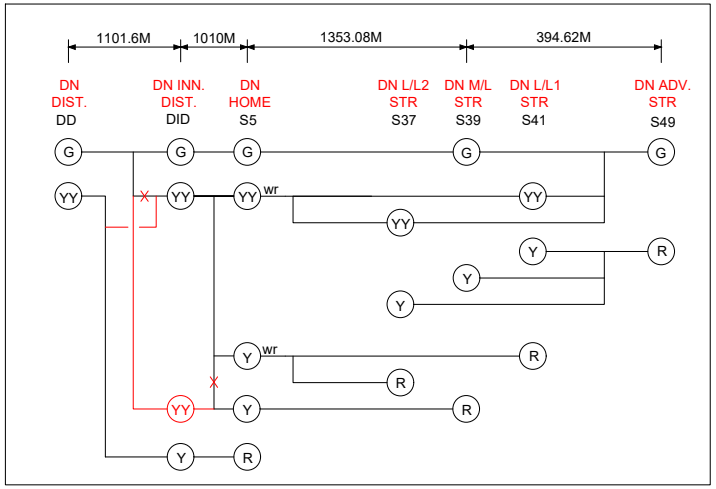
1101.6M
1010M
1353.08M
394.62M
DN DIST. DD
DN INN. DIST. DID
DN HOME S5
DN L/L2 STR S37
DN M/L STR S39
DN L/L1 STR S41
DN ADV. STR S49
G
YY
Y
R
wr

wr - WITH ROUTE INDICATOR

SR. NO.	POINTS NO.	ANGLE OF T/OUT
1.	101/102	1 IN 12 (C.S.)
2.	103/104	1 IN 12 (C.S.)
3.	107	D.S.
4.	115/116	1 IN 12 (C.S.)
5.	119/120	1 IN 12 (C.S.)

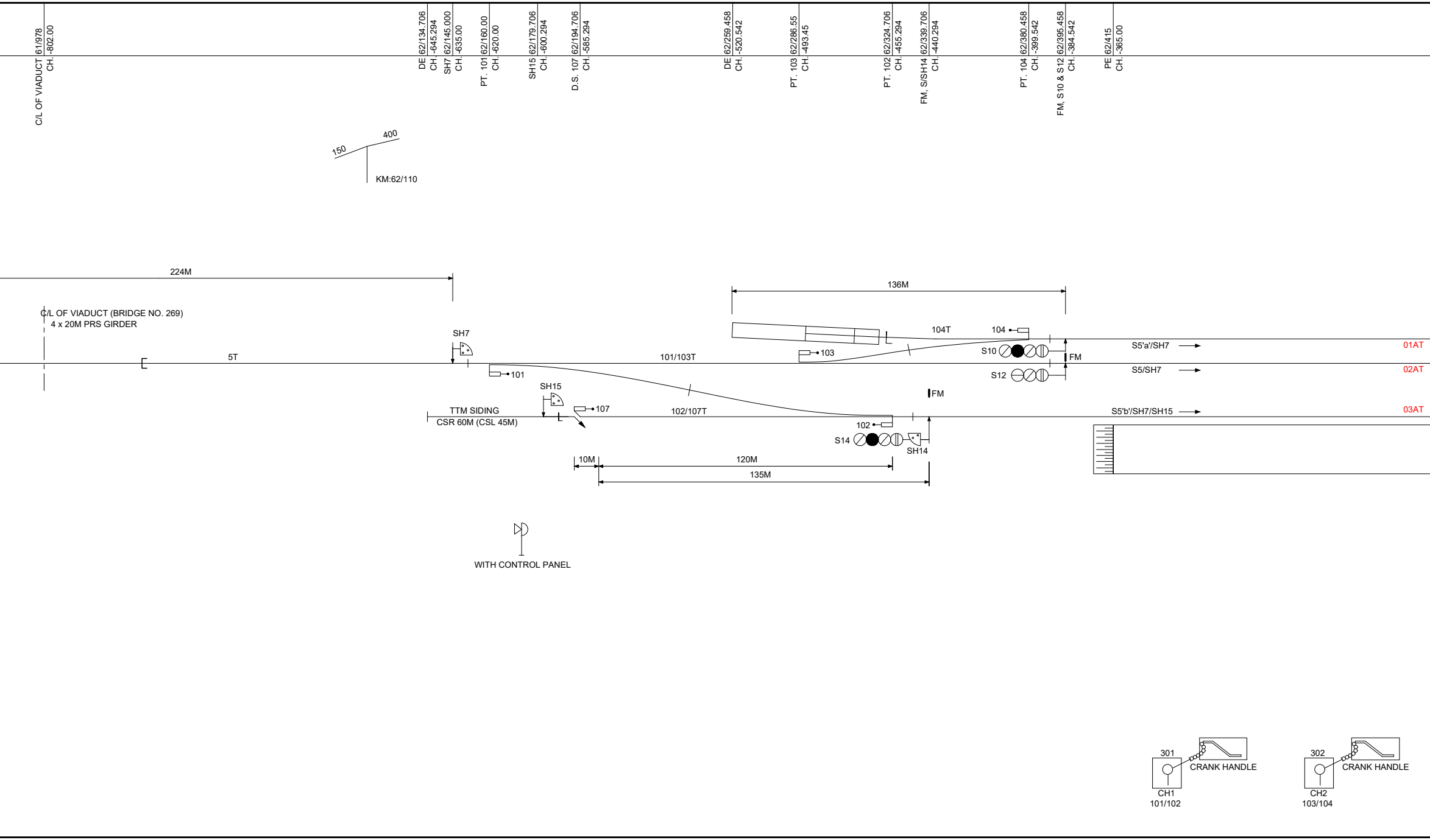
C/L OF VIADUCT 61/978
CH. -802.00
DE 62/134.706
CH. -645.294
SH7 62/145.000
CH. -635.00
PT. 101 62/160.00
CH. -620.00
SH15 62/179.706
CH. -600.294
D.S. 107 62/194.706
CH. -585.294
DE 62/259.458
CH. -520.542
PT. 103 62/286.55
CH. -493.45
PT. 102 62/324.706
CH. -455.294
FM, S/SH14 62/339.706
CH. -440.294
PT. 104 62/380.458
CH. -399.542
FM, S10 & S12 62/395.458
CH. -384.542
PE 62/415
CH. -365.00
150
400
KM:62/110
224M
136M
C/L OF VIADUCT (BRIDGE NO. 269)
4 x 20M PRS GIRDER
SH7
5T
101/103T
104T
104
103
S10
FM
S5'a'/SH7
01AT
101
S12
S5/SH7
02AT
SH15
FM
107
TTM SIDING
CSR 60M (CSL 45M)
102/107T
S5'b'/SH7/SH15
03AT
102
S14
SH14
10M
120M
135M
WITH CONTROL PANEL
301
CRANK HANDLE
CH1
101/102
302
CRANK HANDLE
CH2
103/104

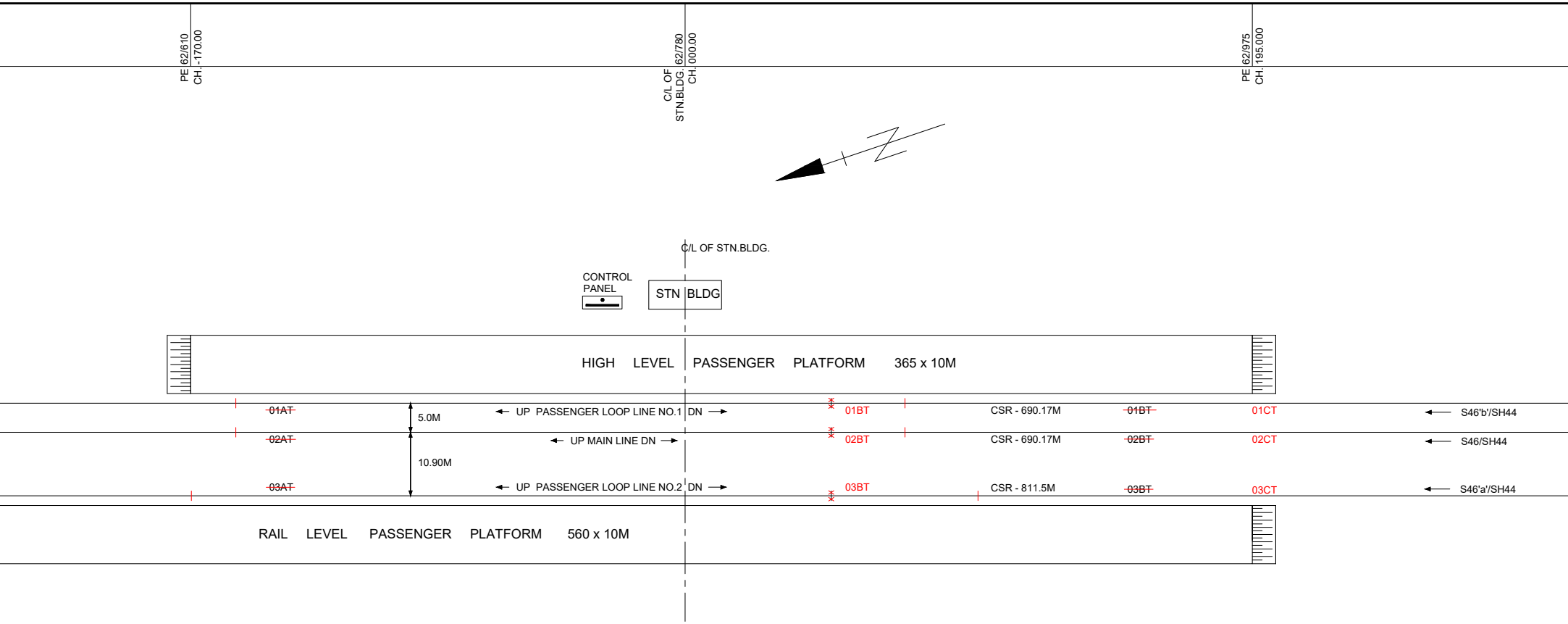

PE 62/610
CH. -170.00
C/L OF STN.BLDG. 62/780
CH. 000.00
PE 62/975
CH. 195.000
C/L OF STN.BLDG.
CONTROL PANEL
STN BLDG
HIGH LEVEL PASSENGER PLATFORM 365 x 10M
01AT
02AT
03AT
5.0M
10.90M
UP PASSENGER LOOP LINE NO.1 DN
UP MAIN LINE DN
UP PASSENGER LOOP LINE NO.2 DN
01BT
02BT
03BT
CSR - 690.17M
CSR - 690.17M
CSR - 811.5M
01BT
02BT
03BT
01CT
02CT
03CT
S46'b'/SH44
S46/SH44
S46'a'/SH44
RAIL LEVEL PASSENGER PLATFORM 560 x 10M

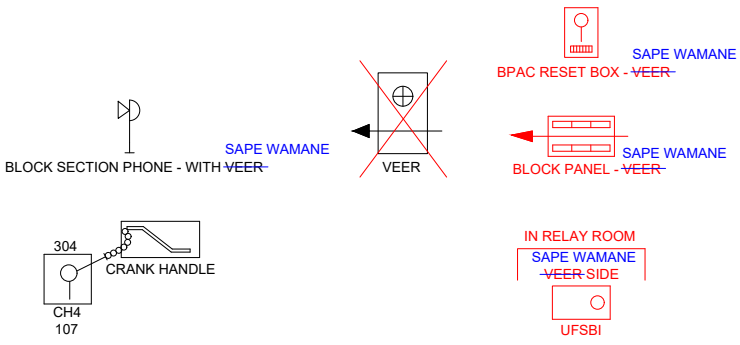

BPAC RESET BOX - ~~VEER~~
SAPE WAMANE
BLOCK SECTION PHONE - WITH ~~VEER~~
SAPE WAMANE
VEER
BLOCK PANEL - ~~VEER~~
SAPE WAMANE
304
CRANK HANDLE
CH4
107
IN RELAY ROOM
SAPE WAMANE
~~VEER~~ SIDE
UFSBI

WITH POINTS

PANEL IN SM's OFFICE	
DESCRIPTION	SPARE NUMBERS
SIGNALS 1 TO 50	1,3,4,6,8,9,11,13,16 TO 36,38,40, 42,43,45,47,48,50.
POINTS 101 TO 120	105, 106, 108 TO 114, 117, 118
CONTROLS 301 TO 310	303, 305, 306, 307, 309

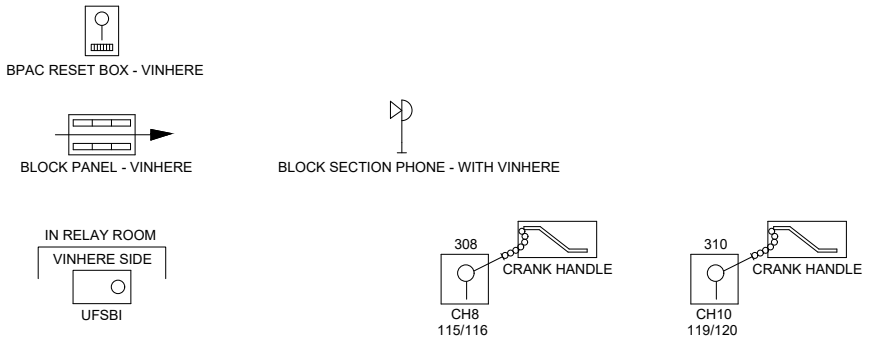

BPAC RESET BOX - VINHERE
BLOCK PANEL - VINHERE
BLOCK SECTION PHONE - WITH VINHERE
IN RELAY ROOM
VINHERE SIDE
UFSBI
308
CRANK HANDLE
CH8
115/116
310
CRANK HANDLE
CH10
119/120

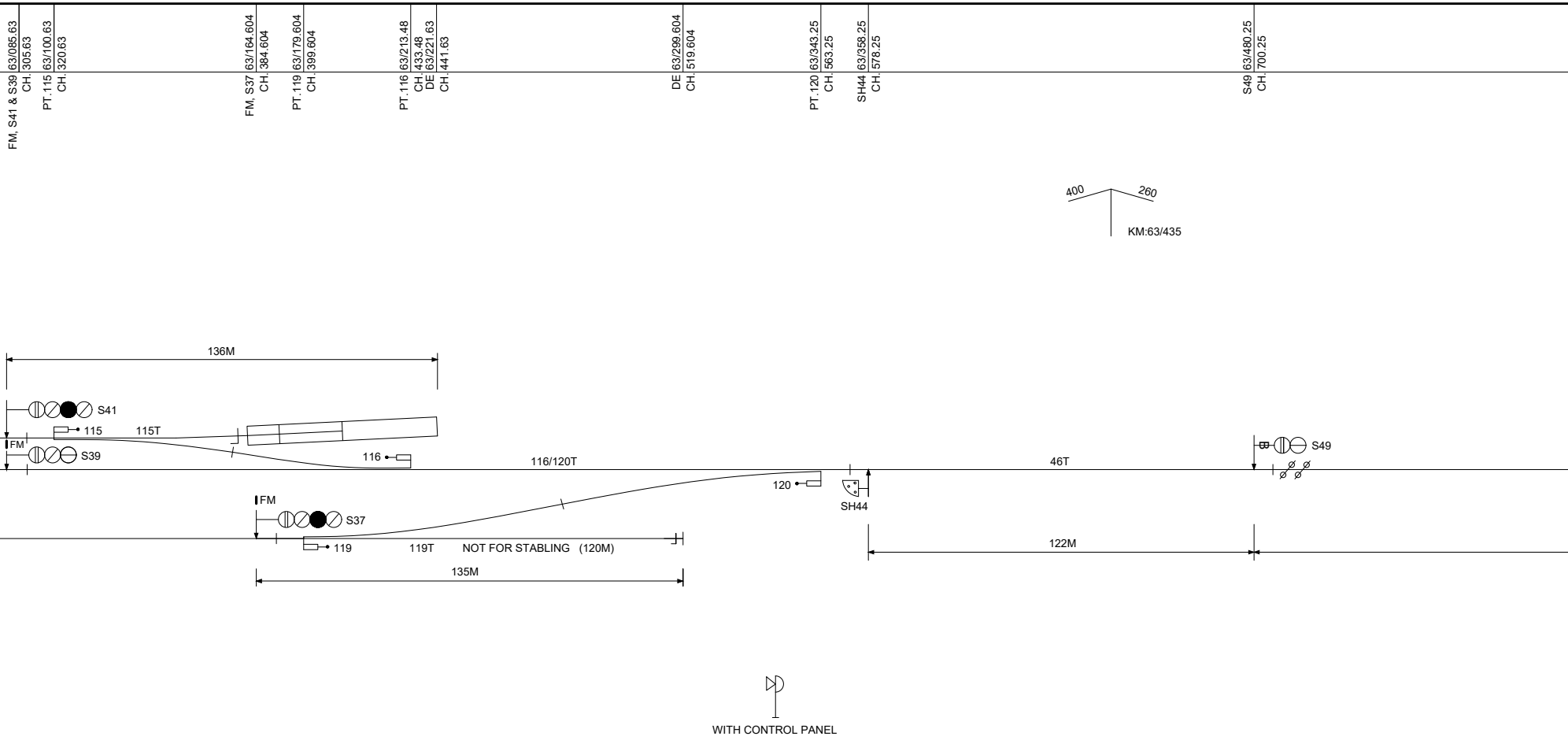
FM, S41 & S39 63/085.63
CH. 305.63
PT.115 63/100.63
CH. 320.63
FM, S37 63/164.604
CH. 384.604
PT.119 63/179.604
CH. 399.604
PT.116 63/213.48
CH. 433.48
DE 63/221.63
CH. 441.63
DE 63/299.604
CH. 519.604
PT.120 63/343.25
CH. 563.25
SH44 63/358.25
CH. 578.25
S49 63/480.25
CH. 700.25
400
260
KM:63/435
136M
S41
115
115T
FM
S39
116
116/120T
46T
S49
120
SH44
FM
S37
119
119T
NOT FOR STABLING (120M)
135M
122M
WITH CONTROL PANEL

2.	**RECKONING THE ADEQUATE** (iv) FOR THE RECEPTION OF DN T TO THE DEAD END WITH POIN (iii) FOR THE RECEPTION OF AN U TO THE DEAD END OF TTM SID NO. 107 KEPT OPEN.
1.	**RECKONING THE ADEQUATE** (ii) FOR THE RECEPTION OF DOW TO THE SANDED DEAD END WI (i) FOR THE RECEPTION OF AN U TO THE SANDED DEAD END WI
SR. NO.	

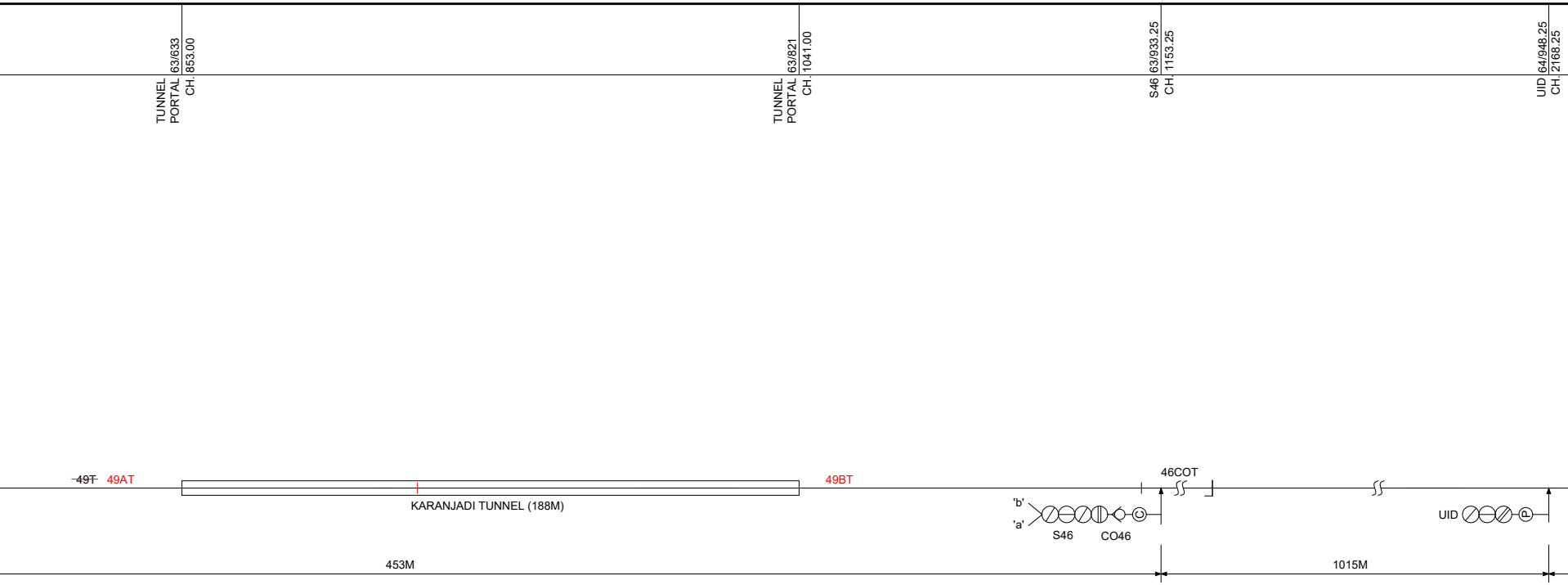
TUNNEL PORTAL 63/633 CH. 853.00
TUNNEL PORTAL 63/821 CH. 1041.00
S46 63/933.25 CH. 1153.25
UID 64/948.25 CH. 2168.25
~~49T~~ 49AT
49BT
KARANJADI TUNNEL (188M)
46COT
'b'
'a'
S46
CO46
UID
453M
1015M

DISTANCE UNDER THE PROVISION OF G.R.3.40 : TRAIN ON LOOP LINE NO.2 FROM THE STARTER NO. S37 T NO.119/120 NORMAL. P TRAIN ON LOOP LINE NO.2 FROM THE STARTER NO. S14 ING END WITH POINT NO. 101/102 NORMAL AND DERAIL SWITCH **DISTANCE UNDER THE PROVISION OF G.R.3.40 :** N TRAIN ON LOOP LINE NO.1 FROM THE STARTER NO. S41 TH POINT NO. 115/116 NORMAL P TRAIN ON LOOP LINE NO.1 FROM THE STARTER NO. S10 TH POINT NO. 103/104 NORMAL	KR/CO/SG/CRS DATED 01.09.16	KRCL/06/2016-17 DATED 01/12/2016
DESCRIPTION	REFERENCE TO APPLICATION	REFERENCE TO SANCTION
NATURE OF APPROVAL		

9. A CO-OPERATIVE RESET BOX IS TO BE PROVIDED IN SM OFFICE AT KARANJADI STATION FOR KARANJADI - SAPE WAMANE SECTION. INCASE OF FAILURE OF BPAC, THE SYSTEM HAS TO RESET DULY ENSURING THE COMPLETE ARRIVAL OF LAST DEALT TRAIN.

8. BLOCK PANEL ALONG WITH UFSBI & BPAC (WITH HASSDAC) IS TO BE PROVIDED FOR KARANJADI - SAPE WAMANE SECTION.

7. SIGNALLING INSTALLATIONS SUIT TO 25 KV AC.

~~6. A CO-OPERATIVE RESET BOX IS TO BE PROVIDED IN SM OFFICE AT KARANJADI STATION FOR KARANJADI - VEER SECTION. INCASE OF FAILURE OF BPAC, THE SYSTEM HAS TO RESET DULY ENSURING THE COMPLETE ARRIVAL OF LAST DEALT TRAIN.~~

~~5. BLOCK PANEL ALONG WITH UFSBI & BPAC (WITH HASSDAC) IS TO BE PROVIDED FOR KARANJADI - VEER SECTION.~~

4. SANDED DEAD END AS PER DRG. NO. RDSO / T - 347.

3. TELEPHONE CONNECTION IS PROVIDED BETWEEN SM'S OFFICE AND NON-INTERLOCKED ' C' CLASS L.C. GATE NO. 18 AT KM : 69/6-7.

2. A CO-OPERATIVE RESET BOX IS PROVIDED IN SM OFFICE AT KARANJADI STATION FOR KARANJADI - VINHERE SECTION. INCASE OF FAILURE OF BPAC, THE SYSTEM HAS TO RESET DULY ENSURING THE COMPLETE ARRIVAL OF LAST DEALT TRAIN.

NOTE :- 1. BLOCK PANEL ALONG WITH UFSBI & BPAC (WITH HASSDAC) IS PROVIDED FOR KARANJADI - VINHERE SECTION.

~~**NOTE :-** 1. PODANUR MAKE SINGLE LINE TOKENLESS BLOCK INSTRUMENT IS PROVIDED IN SM'S OFFICE FOR SECTION KARANJADI - VEER.~~

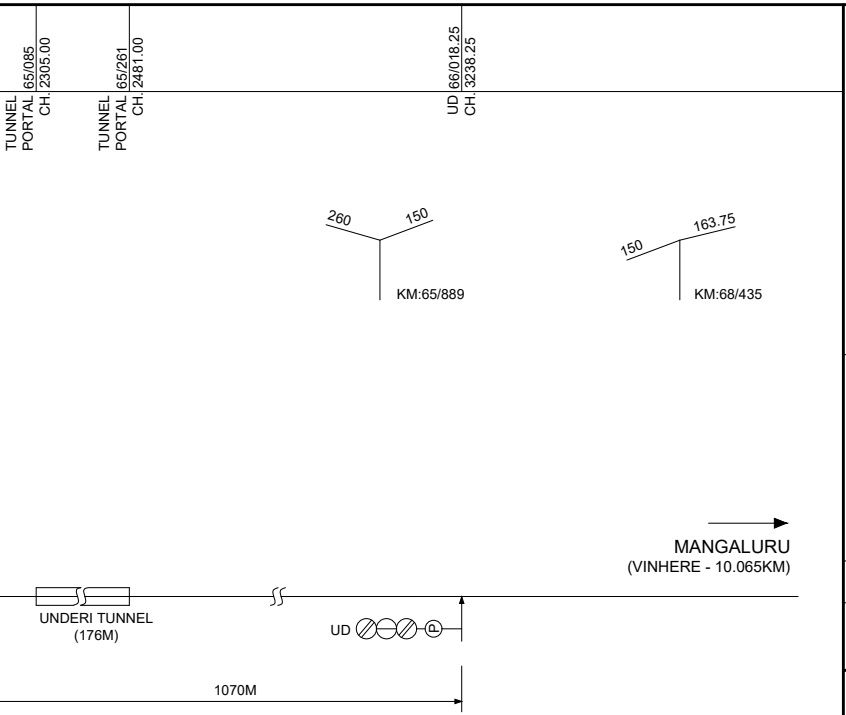
TUNNEL PORTAL 65/085
CH. 2305.00
TUNNEL PORTAL 65/261
CH. 2481.00
UD 66/018.25
CH. 3238.25
260
150
KM:65/889
150
163.75
KM:68/435
MANGALURU
(VINHERE - 10.065KM)
UNDERI TUNNEL
(176M)
UD
1070M

UP - SIGNAL ASPECT CONTROL CHART

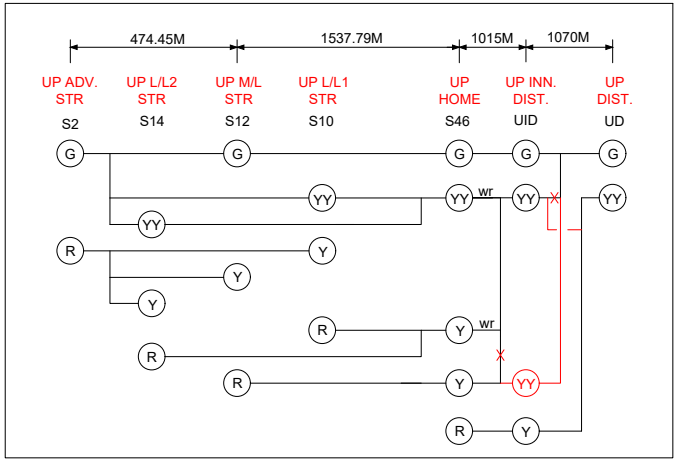
474.45M
1537.79M
1015M
1070M
UP ADV. STR
S2
UP L/L2 STR
S14
UP M/L STR
S12
UP L/L1 STR
S10
UP HOME
S46
UP INN. DIST.
UID
UP DIST.
UD
G
YY
R
Y
wr

wr - WITH ROUTE INDICATOR

परि. ALT.	विवरण DESCRIPTION	तैयारकर्ता PREPARED BY		जांचकर्ता CHECKED BY			अनुमोदनकर्ता APPROVED BY	
A.	IN CONNECTION WITH, NEW CROSSING STATION - SAPE WAMANE IN BETWEEN VEER AND KARANJADI STATIONS.	27/10/2020	27/10/20	28/10/2020	Digitally signed by M M TORASKAR Date: 2020.10.30 13:00:33 +05'30'	D MAGESH Digitally signed by D MAGESH Date: 2020.11.02 15:20:53 +05'30'	Digitally signed by ASHISH APTE Date: 2020.11.02 16:40:56 +05'30'	V. C. SINHA Digitally signed by V. C. SINHA DN: c=IN, o=KONKAN RAILWAY CORPORATION LIMITED, ou=com, cn=V. C. SINHA, postalCode=400614, 2.5.4.20=c5915d294776247c32476320e8b0fed7972352b0f1b43ae0e8e0ac09c2d0cde5, st=Maharashtra Date: 2020.11.03 15:15:09 +05'30'
		एन.पी.बैकर N.P.BAIKAR जे.टी.ए (आरेख) JTA (DWG)	पी.एम.वीरकर P.M.VIRKAR जे.टी.ए (आरेख) JTA (DWG)	जे.के.दाभोलकर J.K.DABHOLKAR व.सेक्शन इंजी. (सि.एवं दू.) SSE (S&T)	एम.एम.तोरसकर M.M.TORASKAR व. सि. एवं दू. सं. इंजी. (डी. एवं डी.) SSTE (D&D)	डी. मगेश D. MAGESH उप मु. सि. एवं दू. सं. इंजी. (समन्वय) DY. CSTE (CO-ORD)	आशीष आपटे ASHISH APTE मुख्य सि. एवं दू. सं. इंजी. CSTE	व्ही. सी. सिन्हा V. C. SINHA मुख्य परिचालन प्रबंधक C.O.M.

नविनतम LATEST	SIG. DRG. NO. - KR / CO / SG / W2 / 74 / SP / A ENGG. PLAN NO. - CE / KR / MH / YD / R - 016 / R5

कोंकण रेलवे कॉर्पोरेशन लिमिटेड - सीओ, बेलापुर
KONKAN RAILWAY CORPORATION LIMITED - CO, BELAPUR

सादरसेवा

अन्तर्पाशन मानक STANDARD OF INTERLOCKING	III(R) ~~II(R)~~	रत्नागिरी क्षेत्र RATNAGIRI REGION	करंजाडी सिगनलिंग नक्शा KARANJADI SIGNALLING PLAN
स्टेशन वर्ग CLASS OF STATION	B		

स्केल SCALE	TRANSVERSE - 1 : 500	आरेख संख्या : के आर/सी ओ/एस जी/डब्लू2/74/एस पी DRG. NO. - KR / CO / SG / W2 / 74 / SP
	LONGITUDINAL - 1 : 1000	अनुकूल अभियांत्रिकी नक्शा संख्या : सी इ/के आर/एम एच/वाय डी/आर-016/आर4 TO SUIT ENGG. PLAN NO. - CE / KR / MH / YD / R - 016 / R4
रेल संरक्षा आयुक्त मंजूरी संख्या CRS SANCTION NO.	KRCL/05/2016-17; DTD.- 01/12/2016 (FOR LOOPLINE NO.2)	सुपरशेडेड आरेख संख्या : के आर/सी ओ/एस जी/74/एस पी/ए SUPERSEDED DRG. NO. - KR / CO / SG / 74 / SP / A

विवरण DESCRIPTION	तैयारकर्ता PREPARED BY		जांचकर्ता CHECKED BY			अनुमोदनकर्ता APPROVED BY	
IN CONNECTION WITH, i) COMPLETION DRAWING FOR BLOCK PANEL ALONG WITH UFSBI AND BPAC (WITH HASSDAC) FOR KFD - VINH SECTION. ii) UPDATION OF PLAN AS PER THE OBSERVATION OF CRS VIDE LETTER NO.- KRCL/393 DATED 07/08/2020 iii) PROVISION OF BLOCK PANEL ALONG WITH UFSBI AND BPAC (WITH HASSDAC) FOR KFD - VEER SECTION iv) CONVERSION OF NON-RE TO RE	24/08/2020	24/8/20	26/08/2020	Digitally signed by M M TORASKAR Date: 2020.08.30 23:32:59 +05'30'	D MAGESH Digitally signed by D MAGESH Date: 2020.08.31 09:37:02 +05'30'	ASHISH APTE 2020.08.31 18:51:04 +05'30'	V. C. SINHA Digitally signed by V. C. SINHA DN: c=IN, o=KONKAN RAILWAY CORPORATION LIMITED, ou=com, cn=V. C. SINHA, postalCode=400614, 2.5.4.20=c5915d294776247c32476320e8b0fed7972352b0f1b43ae0e8e0ac09c2d0cde5, st=Maharashtra Date: 2020.09.07 13:34:53 +05'30'
	एन.पी.बैकर N.P.BAIKAR जे.टी.ए (आरेख) JTA (DWG)	पी.एम.वीरकर P.M.VIRKAR जे.टी.ए (आरेख) JTA (DWG)	टी.आर.सावंत T.R.SAWANT व.सेक्शन इंजी. (सि.एवं दू.) SSE (S&T)	एम.एम.तोरसकर M.M.TORASKAR व. सि. एवं दू. सं. इंजी. (डी. एवं डी.) SSTE (D&D)	डी. मगेश D. MAGESH उप मु. सि. एवं दू. सं. इंजी. (समन्वय) DY. CSTE (CO-ORD)	आशीष आपटे ASHISH APTE मुख्य सि. एवं दू. सं. इंजी. CSTE	व्ही. सी. सिन्हा V. C. SINHA मुख्य परिचालन प्रबंधक C.O.M.

संदर्भ REFERENCE	PREVIOUS ENGG. PLAN NO. CE / KR / MH / YD / R - 016 / R1, R2, R3 PREVIOUS SIG. PLAN. NO. - KRC / CO / CSTE / MH / 74 / A, B; KR / CO / SG / 74 / SP; KR / CO / SG / W1 / 74 / SP