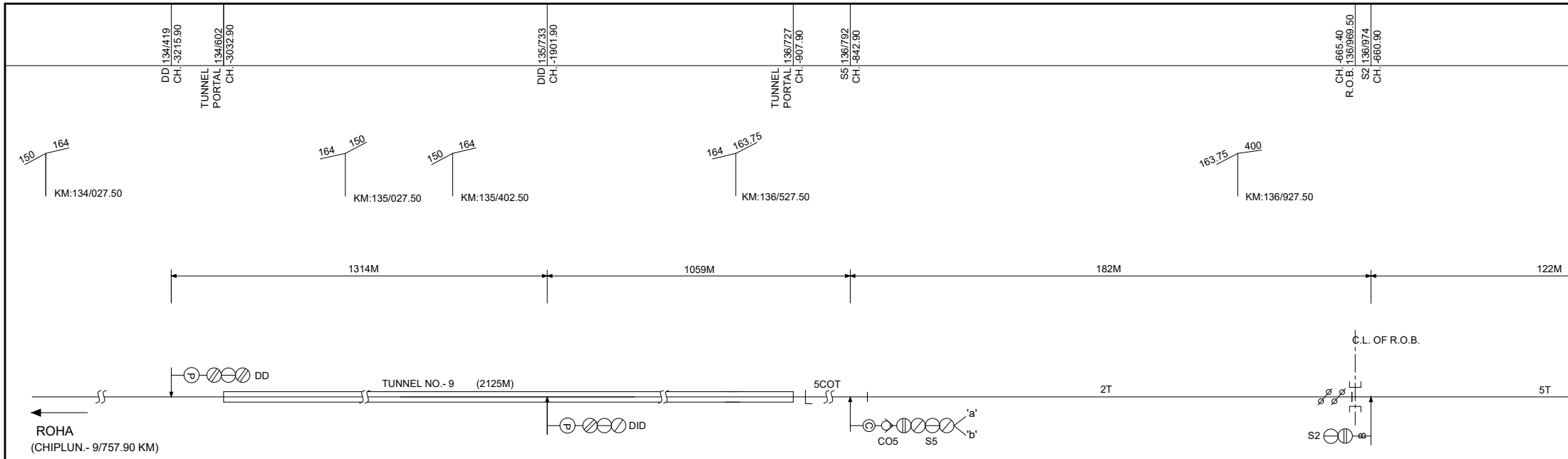
DD 134/419
CH. -3215.90
TUNNEL PORTAL 134/602
CH. -3032.90
DID 135/733
CH. -1901.90
TUNNEL PORTAL 136/727
CH. -907.90
S5 136/792
CH. -842.90
CH. -665.40
R.O.B. 136/969.50
S2 136/974
CH. -660.90
150
164
KM:134/027.50
164
150
KM:135/027.50
150
164
KM:135/402.50
164
163.75
KM:136/527.50
163.75
400
KM:136/927.50
1314M
1059M
182M
122M
C.L. OF R.O.B.
DD
TUNNEL NO.- 9
(2125M)
5COT
2T
5T
DID
'a'
'b'
CO5
S5
S2
ROHA
(CHIPLUN.- 9/757.90 KM)

DN - SIGNAL ASPECT CONTROL CHART →

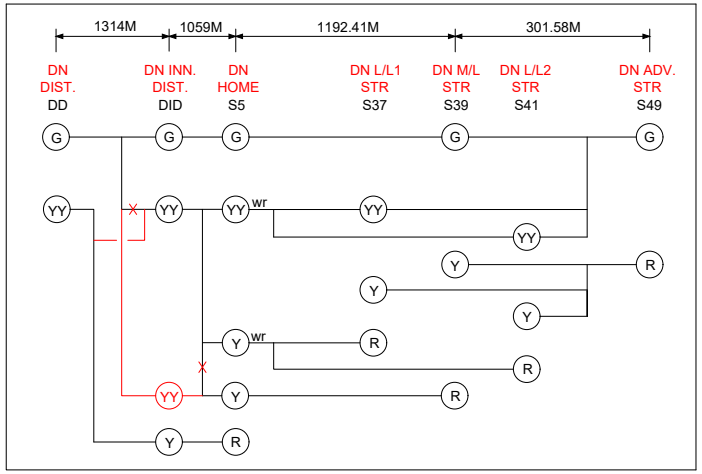
1314M
1059M
1192.41M
301.58M
DN DIST. DD
DN INN. DIST. DID
DN HOME S5
DN L/L1 STR S37
DN M/L STR S39
DN L/L2 STR S41
DN ADV. STR S49
G
YY
Y
R
wr

SR. NO.	POINTS NO.	ANGLE OF T/OUT
1.	101/102	1 IN 12 (C.S.)
2.	103/104	1 IN 12 (C.S.)
3.	115/116	1 IN 12 (C.S.)
4.	119/120	1 IN 12 (C.S.)

wr - WITH ROUTE INDICATOR

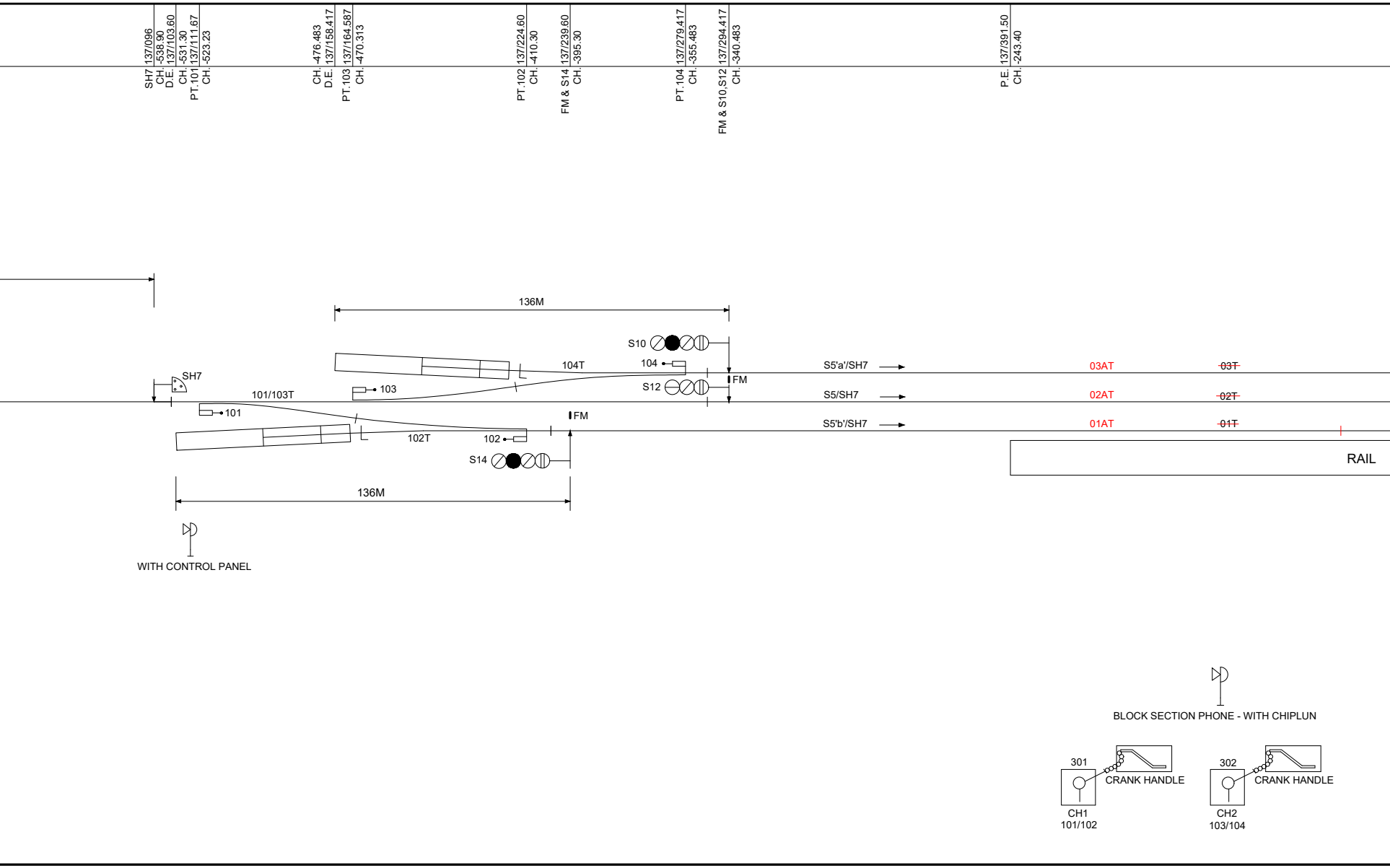
SH7 137/096
CH. -538.90
D.E. 137/103.60
CH. -531.30
PT.101 137/111.67
CH. -523.23
CH. -476.483
D.E. 137/158.417
PT.103 137/164.587
CH. -470.313
PT.102 137/224.60
CH. -410.30
FM & S14 137/239.60
CH. -395.30
PT.104 137/279.417
CH. -355.483
FM & S10,S12 137/294.417
CH. -340.483
P.E. 137/391.50
CH. -243.40
136M
S10
104T
104
S12
FM
SH7
101/103T
103
101
FM
102T
102
S14
136M
S5'a'/SH7
S5/SH7
S5'b'/SH7
03AT
~~03T~~
02AT
~~02T~~
01AT
~~01T~~
RAIL
WITH CONTROL PANEL
BLOCK SECTION PHONE - WITH CHIPLUN
301
CRANK HANDLE
CH1
101/102
302
CRANK HANDLE
CH2
103/104

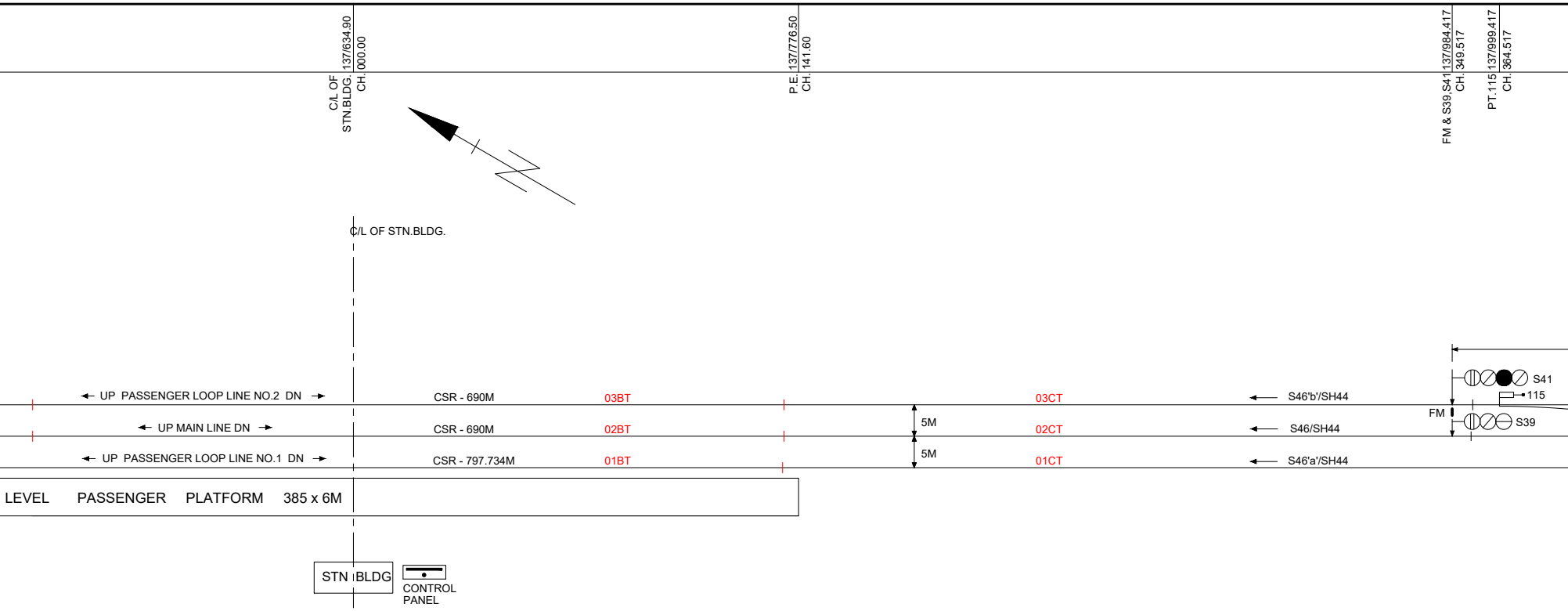
C/L OF STN.BLDG. 137/634.90 CH. 000.00
P.E. 137/776.50 CH. 141.60
FM & S39,S41 137/984.417 CH. 349.517
PT.115 137/999.417 CH. 364.517
C/L OF STN.BLDG.
S41
115
FM
S39
← UP PASSENGER LOOP LINE NO.2 DN →
CSR - 690M
03BT
03CT
S46'b'/SH44
← UP MAIN LINE DN →
CSR - 690M
02BT
5M
02CT
S46/SH44
← UP PASSENGER LOOP LINE NO.1 DN →
CSR - 797.734M
01BT
5M
01CT
S46'a'/SH44
LEVEL PASSENGER PLATFORM 385 x 6M
STN BLDG
CONTROL PANEL

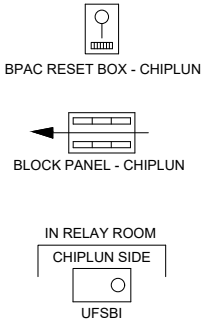
BPAC RESET BOX - CHIPLUN
BLOCK PANEL - CHIPLUN
IN RELAY ROOM
CHIPLUN SIDE
UFSBI

WITH POINTS

PANEL IN SM's OFFICE	
DESCRIPTION	SPARE NUMBERS
SIGNALS 1 TO 50	1,3,4,6,8,9,11,13,15 TO 36,38,40, 42,43,45,47,48,50.
POINTS 101 TO 120	105 TO 114,117 & 118.
CONTROLS 301 TO 310	303 TO 307,309

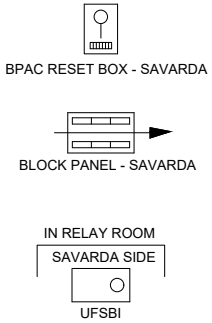
BPAC RESET BOX - SAVARDA
BLOCK PANEL - SAVARDA
IN RELAY ROOM
SAVARDA SIDE
UFSBI

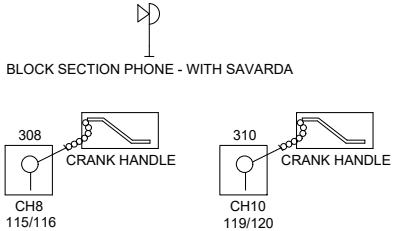
BLOCK SECTION PHONE - WITH SAVARDA
308
CRANK HANDLE
CH8
115/116
310
CRANK HANDLE
CH10
119/120

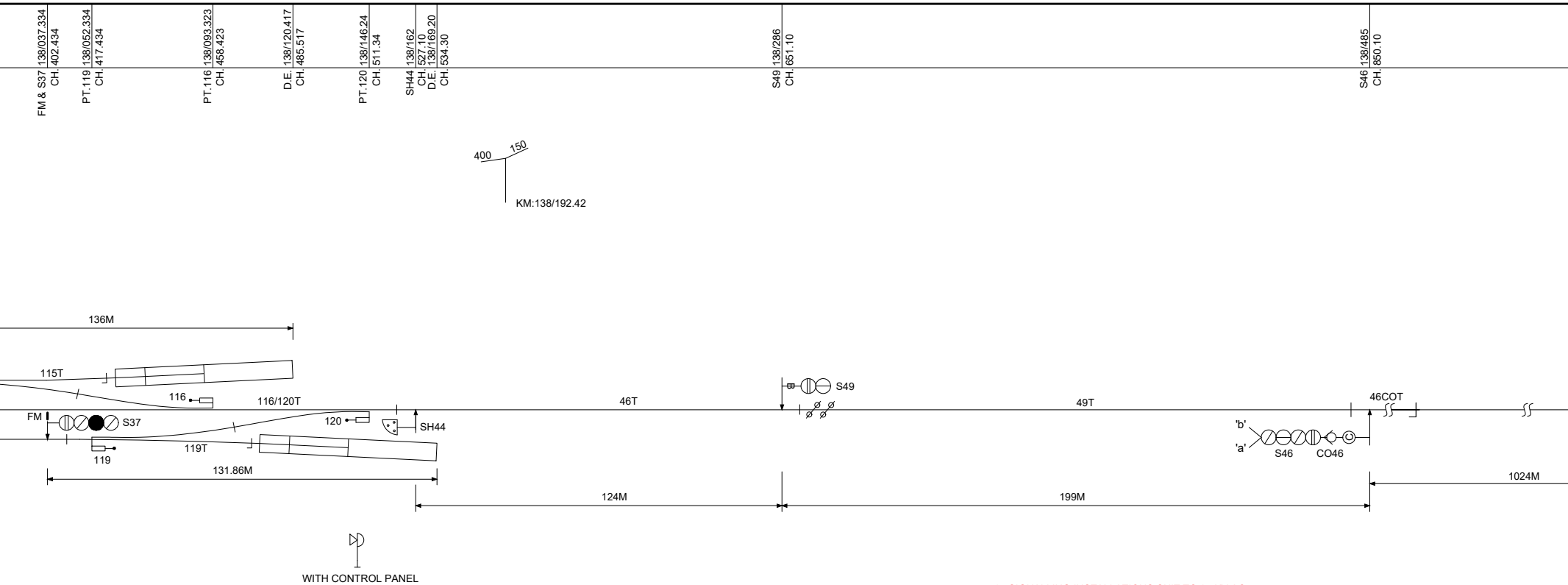
FM & S37 138/037.334 CH. 402.434
PT.119 138/052.334 CH. 417.434
PT.116 138/093.323 CH. 458.423
D.E. 138/120.417 CH. 485.517
PT.120 138/146.24 CH. 511.34
SH44 138/162 CH. 527.10
D.E. 138/169.20 CH. 534.30
S49 138/286 CH. 651.10
S46 138/485 CH. 850.10
400
150
KM:138/192.42
136M
115T
116
116/120T
46T
S49
49T
46COT
FM
S37
120
SH44
119T
119
'b'
'a'
S46
CO46
131.86M
124M
199M
1024M
WITH CONTROL PANEL

SR. NO.	DESCRIPTION	REFERENCE TO APPLICATION	REFERENCE TO SANCTION
2.	**RECKONING THE ADEQUATE DISTANCE UNDER THE PROVISION OF G.R.3.40 :**		
	(iv) FOR THE RECEPTION OF DOWN TRAIN ON LOOP LINE NO.2 FROM THE STARTER NO. S41 TO THE SANDED DEAD END WITH POINT NO. 115/116 NORMAL. (iii) FOR THE RECEPTION OF AN UP TRAIN ON LOOP LINE NO.2 FROM THE STARTER NO. S10 TO THE SANDED DEAD END WITH POINT NO. 103/104 NORMAL.		
1.	**RECKONING THE ADEQUATE DISTANCE UNDER THE PROVISION OF G.R.3.40 :**		
	(ii) FOR THE RECEPTION OF DOWN TRAIN ON LOOP LINE NO.1 FROM THE STARTER NO. S37 TO THE SANDED DEAD END WITH POINT NO. 119/120 NORMAL. (i) FOR THE RECEPTION OF AN UP TRAIN ON LOOP LINE NO.1 FROM THE STARTER NO. S14 TO THE SANDED DEAD END WITH POINT NO. 101/102 NORMAL.	KR/CO/SG/7/2 DTD. - 24-10-96	KRCL/6/96-97 DTD. - 28-10-96

NATURE OF APPROVAL

6. SIGNALLING INSTALLATIONS SUIT TO 25 KV AC.

5. C.O.M. / KRCL AUTHORISATION OBTAINED ON SIG. PLAN NO.- KR / CO / CSTE / RN / 68 / B; DTD. - 10/10/2005 FOR NOT LOCATING UP LOOP LINE STARTER SIGNAL (S10), UP MAIN LINE STARTER SIGNAL (S12), IMMEDIATELY TO THE LEFT, ON THE LINE TO WHICH THEY REFER.

4. C.OP.S / KRCL AUTHORISATION OBTAINED ON SIG. PLAN NO.- KR / CO / CSTE / RN / 68; DTD. - 09/08/1995 FOR NOT LOCATING UP DISTANT SIGNAL (UD), UP INNER DISTANT SIGNAL (UID), DN HOME SIGNAL (S5), DN INNER DISTANT SIGNAL (DID) IMMEDIATELY TO THE LEFT, ON THE LINE TO WHICH THEY REFER.

3. SANDED DEAD END AS PER DRG. NO. RDSO / T-347.

2. A CO-OPERATIVE RESET BOXES ARE PROVIDED IN SM OFFICE AT KAMATHE STATION FOR KAMATHE - CHIPLUN AND KAMATHE - SAVARDA SECTION. INCASE OF FAILURE OF BPAC, THE SYSTEM HAS TO BE RESET DULY ENSURING THE COMPLETE ARRIVAL OF LAST DEALT TRAIN.

NOTE :- 1. BLOCK PANELS ALONG WITH UFSBI & BPAC (WITH HASSDAC) ARE PROVIDED FOR KAMATHE - CHIPLUN AND KAMATHE - SAVARDA SECTION.

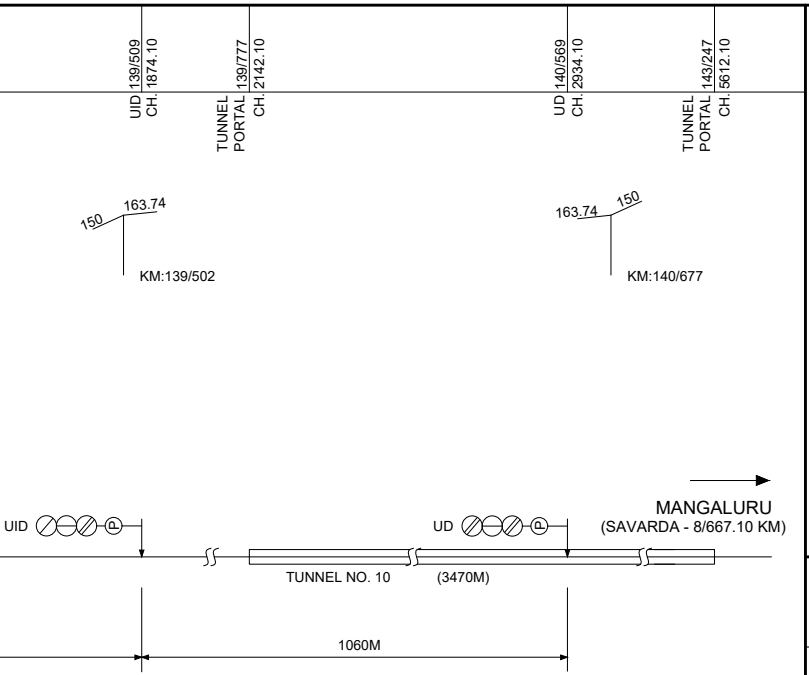
UID 139/509
CH. 1874.10
TUNNEL PORTAL 139/777
CH. 2142.10
UD 140/569
CH. 2934.10
TUNNEL PORTAL 143/247
CH. 5612.10
150
163.74
KM:139/502
163.74
150
KM:140/677
MANGALURU
(SAVARDA - 8/667.10 KM)
UID
UD
TUNNEL NO. 10
(3470M)
1060M

← UP - SIGNAL ASPECT CONTROL CHART

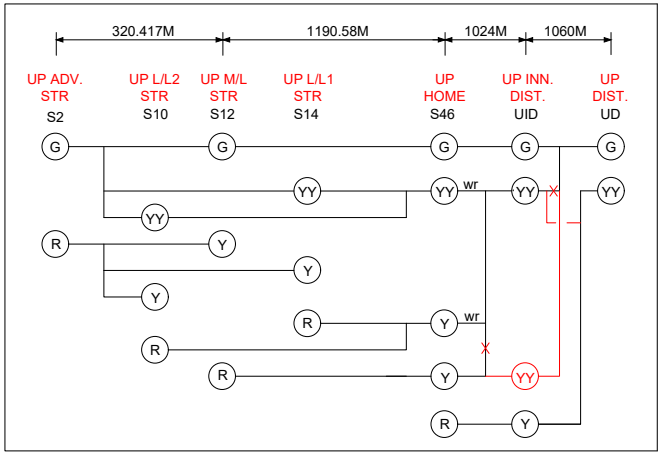
320.417M
1190.58M
1024M
1060M
UP ADV. STR
S2
UP L/L2 STR
S10
UP M/L STR
S12
UP L/L1 STR
S14
UP HOME
S46
UP INN. DIST.
UID
UP DIST.
UD
G
G
G
G
G
YY
YY
wr
YY
YY
YY
R
Y
Y
Y
R
Y
wr
R
R
Y
YY
R
Y

wr - WITH ROUTE INDICATOR

कोंकण रेलवे कॉर्पोरेशन लिमिटेड - सीओ, बेलापुर
KONKAN RAILWAY CORPORATION LIMITED - CO, BELAPUR

अन्तर्पाशन मानक STANDARD OF INTERLOCKING	III(R)	रत्नागिरी क्षेत्र RATNAGIRI REGION	कामथे सिगनलिंग नक्शा KAMATHE SIGNALLING PLAN
स्टेशन वर्ग CLASS OF STATION	B		
स्केल SCALE	TRANSVERSE - 1 : 500	आरेख संख्या : के आर/सी ओ/एस जी/डब्ल्यू3/68/एस पी DRG. NO. - KR / CO / SG / W3 / 68 / SP	
	LONGITUDINAL - 1 : 1000	अनुकूल अभियांत्रिकी नक्शा संख्या : के आर/आर एन/डी/बी/182/आर 8 TO SUIT ENGG PLAN NO. - KR / RN / D / B / 182 / R8	
रेल संरक्षा आयुक्त मंजूरी संख्या CRS SANCTION NO.	KRCL / 1 / 2005 - 06; DT.- 30 / 06 / 05 (FOR LOOP LINE NO.2)	सुपरशेडेड आरेख संख्या : के आर/सी ओ/एस जी/डब्ल्यू2/68/एस पी SUPERSEDED DRG. NO. - KR / CO / SG / W2 / 68 / SP	

विवरण DESCRIPTION	तैयारकर्त्ता PREPARED BY		जांचकर्त्ता CHECKED BY			अनुमोदनकर्त्ता APPROVED BY	
IN CONNECTION WITH, i) COMPLETION DRAWING FOR BLOCK PANEL ALONG WITH UFSBI & BPAC (WITH HASSDAC) FOR KMAH - CHI & KMAH - SVX SECTION. ii) UPDATION OF PLAN AS PER THE OBSERVATION OF CRS VIDE LETTER NO.- KRCL/393 DATED 07/08/2020 iii) CONVERSION OF NON-RE TO RE.	25/08/2020	25/8/20	27/08/2020	Digitally signed by M M TORASKAR Date: 2020.08.30 23:57:51 +05'30'	D MAGESH Digitally signed by D MAGESH Date: 2020.08.31 09:43:34 +05'30'	ASHISH APTE 2020.08.31 19:04:46 +05'30'	V. C. SINHA Digitally signed by V. C. SINHA DN: c=IN, o=KONKAN RAILWAY CORPORATION LIMITED, ou=com, cn=V. C. SINHA, postalCode=400614, 2.5.4.20=c5915d294776247c32476320e8b0fed7972352b0f1b43ae0e8e0ac09c2d0cde5, st=Maharashtra Date: 2020.09.07 13:30:34 +05'30'
	एन.पी.बैकर N.P.BAIKAR जे.टी.ए (आरेख) JTA (DWG)	पी.एम.वीरकर P.M.VIRKAR जे.टी.ए (आरेख) JTA (DWG)	टी.आर.सावंत T.R.SAWANT व.सेक्शन इंजी. (सि.एवं दू.) SSE (S&T)	एम.एम.तोरसकर M.M.TORASKAR व. सि. एवं दू. सं. इंजी. (डी. एवं डी.) SSTE (D&D)	डी. मगेश D. MAGESH उप मु. सि. एवं दू. सं. इंजी. (समन्वय) DY. CSTE (CO-ORD)	आशीष आपटे ASHISH APTE मुख्य सि. एवं दू. सं. इंजी. CSTE	व्ही. सी. सिन्हा V. C. SINHA मुख्य परिचालन प्रबंधक C.O.M.

संदर्भ REFERENCE	PREVIOUS ENGG. PLAN NO. - KR / RN / D / B / 182 / R1, R2, R3, R4, R5, R6, R7
	PREVIOUS SIG. PLAN. NO. - KR / CO / CSTE / RN / 68 / A, B, C, D, E; KR / CO / SG / 68 / SP; KR / CO / SG / W1 / 68 / SP