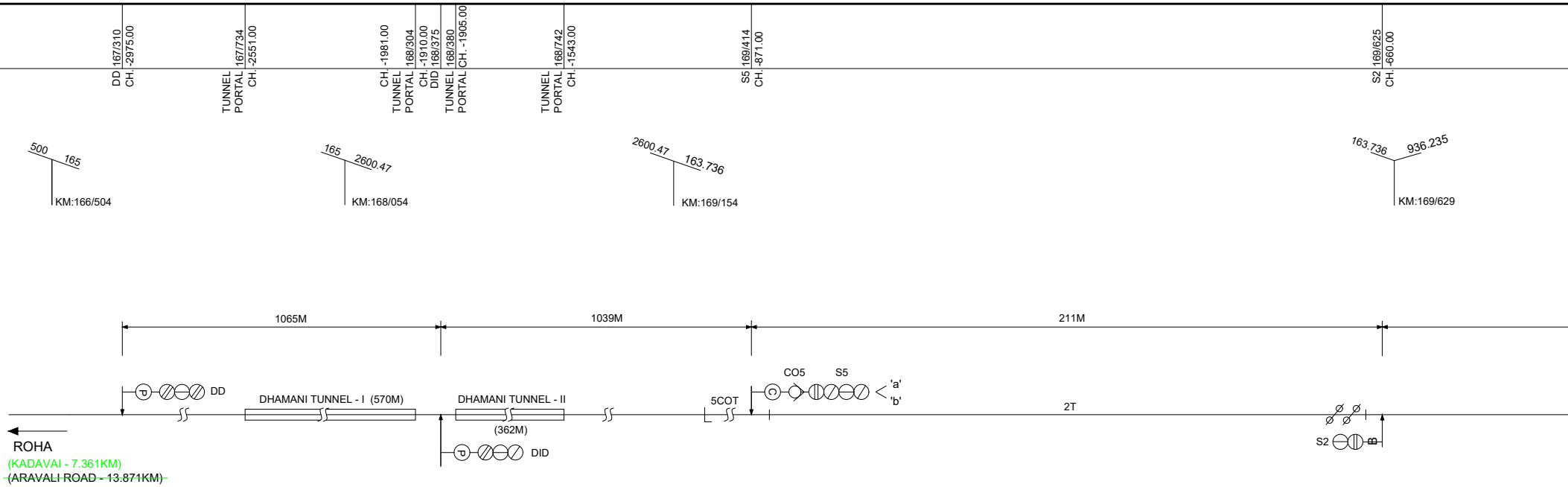
DD 167/310
CH. -2975.00
TUNNEL PORTAL 167/734
CH. -2551.00
CH. -1981.00
TUNNEL PORTAL 168/304
CH. -1910.00
DID 168/375
TUNNEL PORTAL 168/380
CH. -1905.00
TUNNEL PORTAL 168/742
CH. -1543.00
S5 169/414
CH. -871.00
S2 169/625
CH. -660.00
500
165
KM:166/504
165
2600.47
KM:168/054
2600.47
163.736
KM:169/154
163.736
936.235
KM:169/629
1065M
1039M
211M
DD
DHAMANI TUNNEL - I (570M)
DHAMANI TUNNEL - II
(362M)
DID
5COT
CO5
S5
'a'
'b'
2T
S2
ROHA
(KADAVAI - 7.361KM)
~~(ARAVALI ROAD - 13.871KM)~~

DN - SIGNAL ASPECT CONTROL CHART

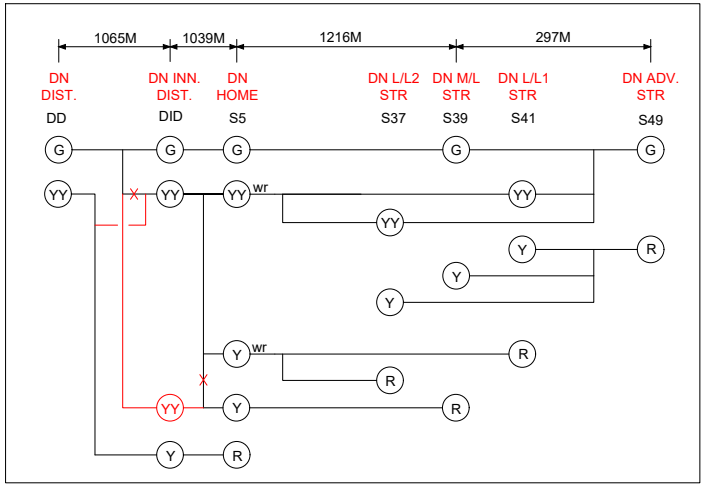
1065M
1039M
1216M
297M
DN DIST.
DD
DN INN. DIST.
DID
DN HOME
S5
DN L/L2 STR
S37
DN M/L STR
S39
DN L/L1 STR
S41
DN ADV. STR
S49
G
YY
wr
Y
R

wr - WITH ROUTE INDICATOR

SR. NO.	POINTS NO.	ANGLE OF T/OUT
1.	101/102	1 IN 12 (C.S.)
2.	103/104	1 IN 12 (C.S.)
3.	107	D.S.
4.	115/116	1 IN 12 (C.S.)
5.	119/120	1 IN 12 (C.S.)

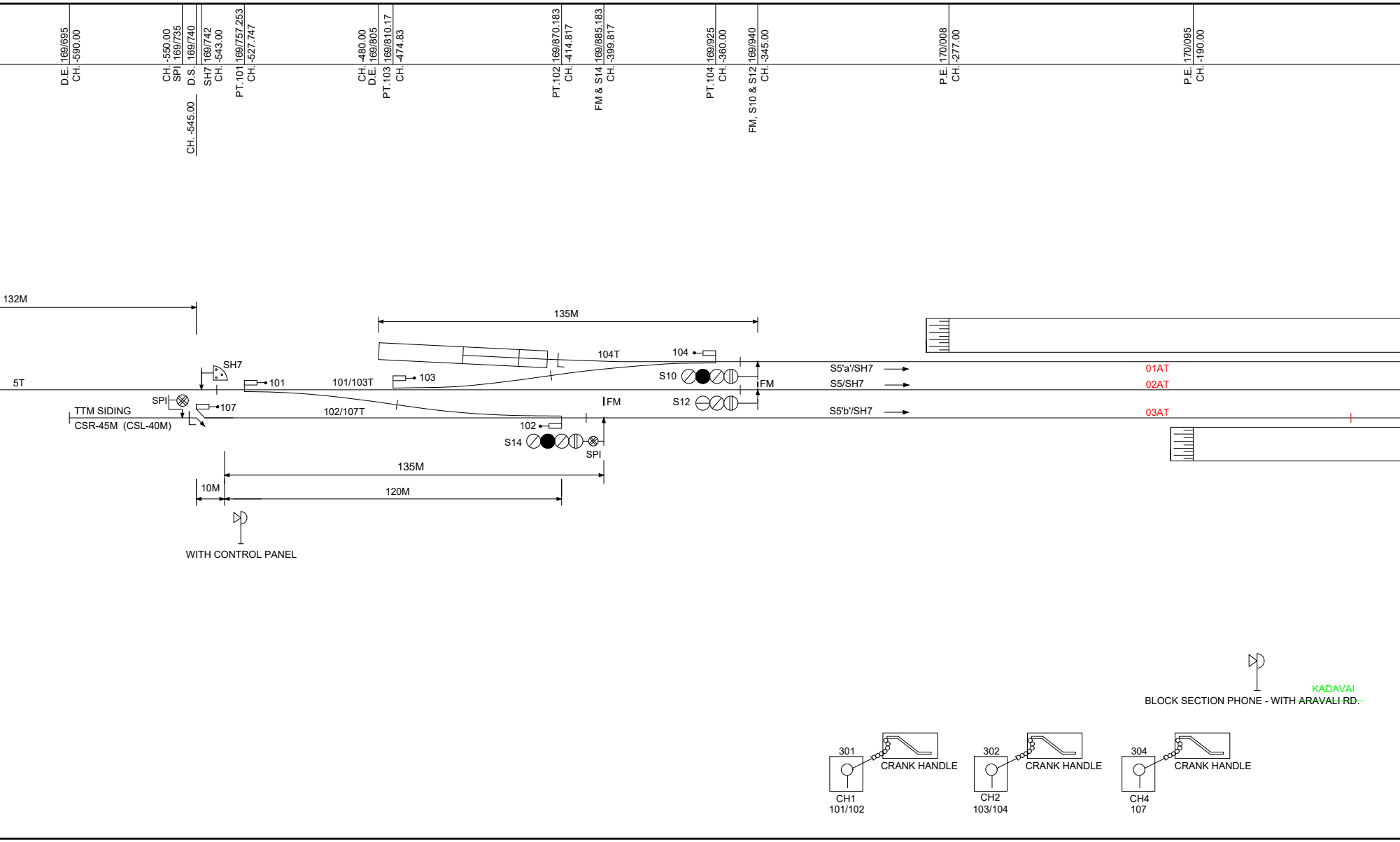
D.E. 169/695
CH. -590.00
CH. -550.00
SPI 169/735
D.S. 169/740
CH. -545.00
SH7 169/742
CH. -543.00
PT.101 169/757.253
CH. -527.747
CH. -480.00
D.E. 169/805
PT.103 169/810.17
CH. -474.83
PT.102 169/870.183
CH. -414.817
FM & S14 169/885.183
CH. -399.817
PT.104 169/925
CH. -360.00
FM, S10 & S12 169/940
CH. -345.00
P.E. 170/008
CH. -277.00
P.E. 170/095
CH. -190.00
132M
135M
104T
104
SH7
5T
101
101/103T
103
S10
FM
S5'a'/SH7
S5/SH7
01AT
02AT
SPI
107
TTM SIDING
CSR-45M (CSL-40M)
FM
S12
102/107T
102
S5'b'/SH7
03AT
S14
SPI
135M
10M
120M
WITH CONTROL PANEL
KADAVAI
BLOCK SECTION PHONE - WITH ~~ARAVALI RD.~~
301
CRANK HANDLE
CH1
101/102
302
CRANK HANDLE
CH2
103/104
304
CRANK HANDLE
CH4
107

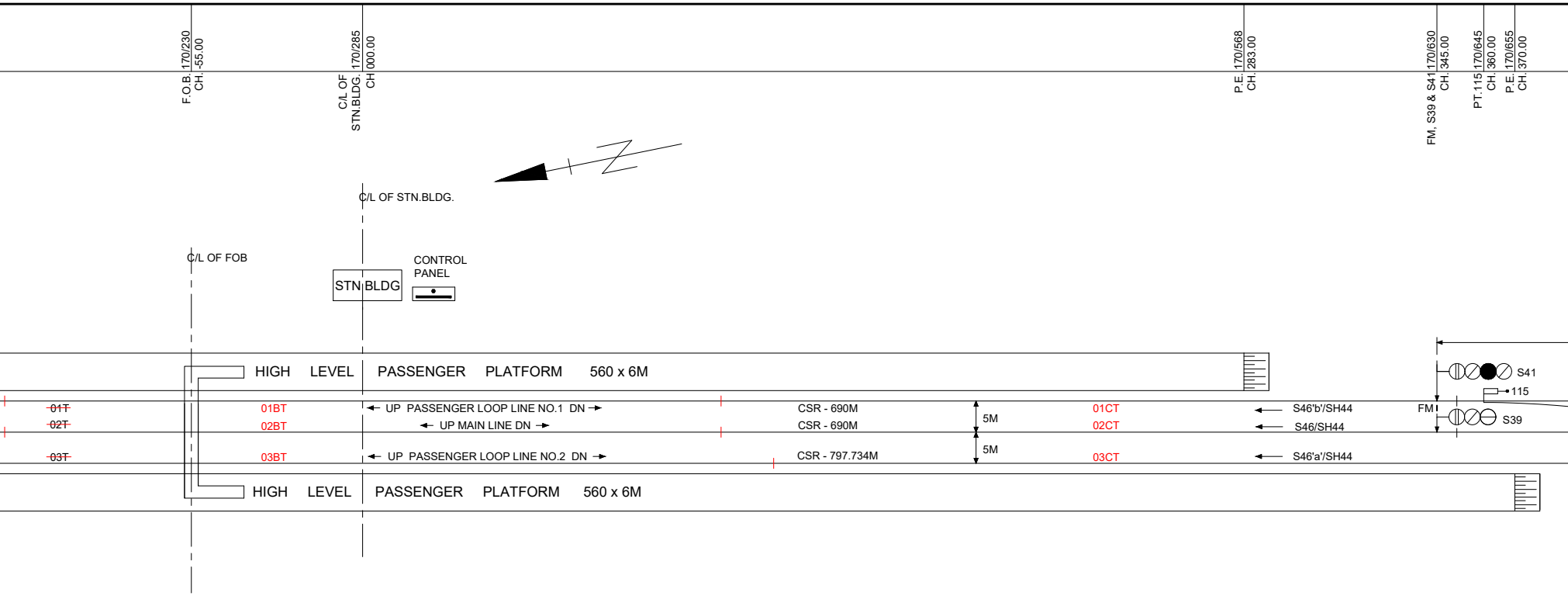
F.O.B. 170/230
CH. -55.00
C/L OF STN.BLDG. 170/285
CH 000.00
P.E. 170/568
CH. 283.00
FM, S39 & S41 170/630
CH. 345.00
PT.115 170/645
CH. 360.00
P.E. 170/655
CH. 370.00
C/L OF STN.BLDG.
C/L OF FOB
STN BLDG
CONTROL PANEL
HIGH LEVEL PASSENGER PLATFORM 560 x 6M
~~01T~~
~~02T~~
~~03T~~
01BT
02BT
03BT
UP PASSENGER LOOP LINE NO.1 DN
UP MAIN LINE DN
UP PASSENGER LOOP LINE NO.2 DN
CSR - 690M
CSR - 690M
CSR - 797.734M
5M
5M
01CT
02CT
03CT
S46'b'/SH44
S46/SH44
S46'a'/SH44
FM
S41
115
S39
HIGH LEVEL PASSENGER PLATFORM 560 x 6M

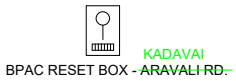
KADAVAI
BPAC RESET BOX - ~~ARAVALI RD.~~

WITH POINTS

BPAC RESET BOX - UKSHI

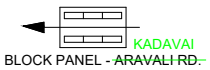
KADAVAI
BLOCK PANEL - ~~ARAVALI RD.~~

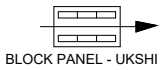
BLOCK PANEL - UKSHI

BLOCK SECTION PHONE - WITH UKSHI

PANEL IN SM's OFFICE

DESCRIPTION	SPARE NUMBERS
SIGNALS 1 TO 50	1,3,4,6,8,9,11,13,15 TO 36,38,40, 42,43,45,47,48,50.
POINTS 101 TO 120	105, 106, 108 TO 114,117 & 118.
CONTROLS 301 TO 310	303, 305, 306, 307, 309.

IN RELAY ROOM
~~ARAVALI RD.~~ KADAVAI SIDE
UFSBI

IN RELAY ROOM
UKSHI SIDE
UFSBI

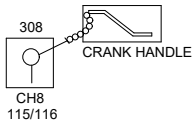
308
CRANK HANDLE
CH8
115/116

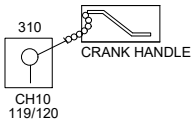
310
CRANK HANDLE
CH10
119/120

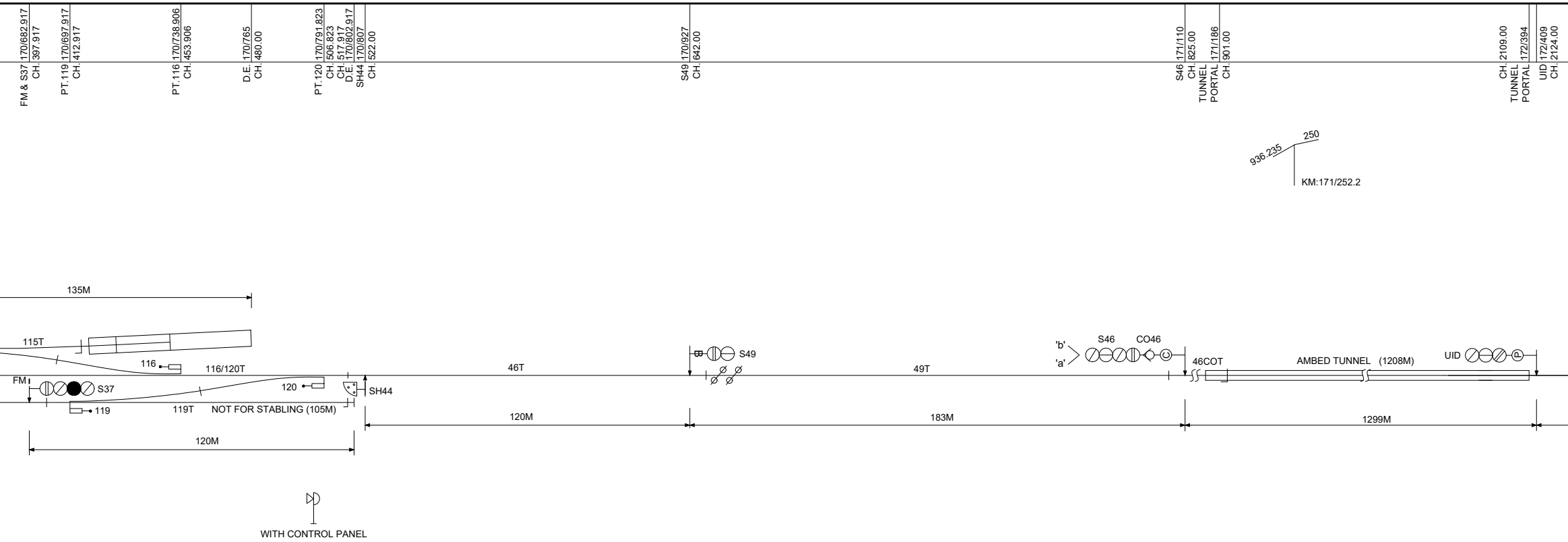
FM & S37 170/682.917 CH. 397.917
PT.119 170/697.917 CH. 412.917
PT.116 170/738.906 CH. 453.906
D.E. 170/765 CH. 480.00
PT.120 170/791.823 CH. 506.823
CH. 517.917
D.E. 170/802.917
SH44 170/807 CH. 522.00
S49 170/927 CH. 642.00
S46 171/110 CH. 825.00
TUNNEL PORTAL 171/186 CH. 901.00
CH. 2109.00
TUNNEL PORTAL 172/394
UID 172/409 CH. 2124.00
936.235
250
KM:171/252.2
135M
115T
116
116/120T
FM
S37
120
119
119T
NOT FOR STABLING (105M)
SH44
120M
46T
S49
120M
49T
183M
'b'
'a'
S46
CO46
46COT
AMBED TUNNEL (1208M)
UID
1299M
WITH CONTROL PANEL

1.	**RECKONING THE ADEQUATE DISTANCE UNDER THE PROVISION OF G.R.3.40 :** (i) FOR THE RECEPTION OF AN UP TRAIN ON LOOP LINE NO.1 FROM THE STARTER SIGNAL NO. S10 TO THE SANDED DEAD END WITH POINT NO. 103/104 NORMAL AND ON LOOP LINE NO.2 FROM THE STARTER SIGNAL NO. S14 TO THE T.T.M. SIDING WITH POINT NO.101/102 NORMAL AND D.S. 107 OPEN (ii) FOR THE RECEPTION OF DOWN TRAIN ON LOOP LINE NO.1 FROM THE STARTER SIGNAL NO. S41 TO THE SANDED DEAD END WITH POINT NO. 115/116 NORMAL AND ON LOOP LINE NO.2 FROM THE STARTER SIGNAL NO. S37 TO THE DEAD END WITH POINT NO. 119/120 NORMAL	KR/CO/SG/7/2 DTD. - 25-10-96	KRCL/3/96-97 DTD. - 28-10-96
SR. NO.	DESCRIPTION	REFERENCE TO APPLICATION	REFERENCE TO SANCTION

NATURE OF APPROVAL

6. SIGNALLING INSTALLATIONS SUIT TO 25 KV AC.

5. C.O.M. / KRCL AUTHORISATION OBTAINED ON SIG. PLAN NO.- KR / CO / CSTE / RN / 64 / B; DTD. - 09/05/2005 FOR NOT LOCATING UP HOME SIGNAL (S46) IMMEDIATELY TO THE LEFT, ON THE LINE TO WHICH IT REFER.

4. C.OP.S / KRCL AUTHORISATION OBTAINED ON SIG. PLAN NO.- KR / CO / CSTE / RN / 64; DTD. - 07/06/1995 FOR NOT LOCATING UP DISTANT SIGNAL (UD), UP INNER DISTANT SIGNAL (UID), DN INNER DISTANT SIGNAL (DID) IMMEDIATELY TO THE LEFT, ON THE LINE TO WHICH THEY REFER.

3. SANDED DEAD END AS PER DRG. NO. RDSO / T-347.

2. A CO-OPERATIVE RESET BOXES ARE PROVIDED IN SM OFFICE AT SANGAMESHWAR STATION FOR SANGAMESHWAR - ~~ARAVALI ROAD~~ KADAVAI AND SANGAMESHWAR - UKSHI SECTION.
INCASE OF FAILURE OF BPAC, THE SYSTEM HAS TO BE RESET DULY ENSURING THE COMPLETE ARRIVAL OF LAST DEALT TRAIN.

NOTE :- 1. BLOCK PANELS ALONG WITH UFSBI & BPAC (WITH HASSDAC) ARE PROVIDED FOR SANGAMESHWAR - ~~ARAVALI ROAD~~ KADAVAI SECTION AND SANGAMESHWAR - UKSHI SECTION.

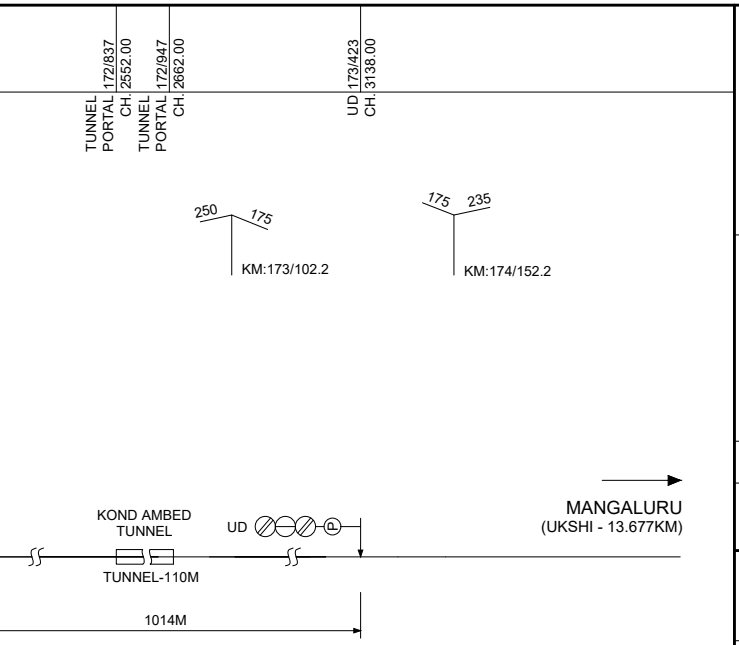
TUNNEL PORTAL 172/837
CH. 2552.00
TUNNEL PORTAL 172/947
CH. 2662.00
UD 173/423
CH. 3138.00
250
175
KM:173/102.2
175
235
KM:174/152.2
KOND AMBED TUNNEL
UD
TUNNEL-110M
1014M
MANGALURU
(UKSHI - 13.677KM)

UP - SIGNAL ASPECT CONTROL CHART

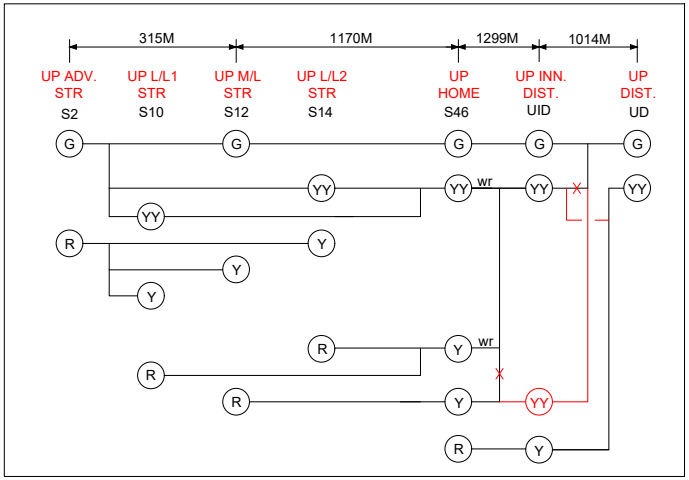
315M
1170M
1299M
1014M
UP ADV. STR
S2
UP L/L1 STR
S10
UP M/L STR
S12
UP L/L2 STR
S14
UP HOME
S46
UP INN. DIST.
UID
UP DIST.
UD
G
YY
R
Y
wr
YY
R
Y
Y
G
Y
YY
G
G
Y
R
YY
wr
R
Y
R
Y
G
YY
YY

wr - WITH ROUTE INDICATOR

परि. ALT.	विवरण DESCRIPTION	तैयारकर्ता PREPARED BY		जांचकर्ता CHECKED BY			अनुमोदनकर्ता APPROVED BY	
A.	IN CONNECTION WITH, NEW CROSSING STATION - KADAVAI IN BETWEEN SANGAMESHWAR AND ARAVALI ROAD STATIONS.	03/12/2020	3/12/20	04/12/2020	Digitally signed by M M TORASKAR Date: 2020.12.07 14:41:19 +05'30'	D MAGESH Digitally signed by D MAGESH Date: 2020.12.07 16:00:11 +05'30'	ASHISH APTE 2020.12.07 17:10:01 +05'30'	V. C. SINHA Digitally signed by V. C. SINHA Date: 2020.12.11 11:27:35 +05'30'
		एन.पी.बैकर N.P.BAIKAR जे.टी.ए (आरेख) JTA (DWG)	पी.एम.वीरकर P.M.VIRKAR जे.टी.ए (आरेख) JTA (DWG)	टी.आर.सावंत T.R.SAWANT व.सेक्शन इंजी. (सि.एवं दू.) SSE (S&T)	एम.एम.तोरसकर M.M.TORASKAR व. सि. एवं दू. सं. इंजी. (डी. एवं डी.) SSTE (D&D)	डी. मगेश D. MAGESH उप मु. सि. एवं दू. सं. इंजी. (समन्वय) DY. CSTE (CO-ORD)	आशीष आपटे ASHISH APTE मुख्य सि. एवं दू. सं. इंजी. CSTE	व्ही. सी. सिन्हा V. C. SINHA मुख्य परिचालन प्रबंधक C.O.M.

नविनतम LATEST	SIG. DRG. NO. - KR / CO / SG / W3 / 64 / SP / A
	ENGG. PLAN NO. - KR / RN / YARD / SGR / 13 / R1

कोंकण रेलवे कॉर्पोरेशन लिमिटेड - सीओ, बेलापुर
KONKAN RAILWAY CORPORATION LIMITED - CO, BELAPUR

सादरसेवा

अन्तर्पाशन मानक STANDARD OF INTERLOCKING	III(R)	रत्नागिरी क्षेत्र RATNAGIRI REGION	संगमेश्वर सिगनलिंग नक्शा SANGAMESHWAR SIGNALLING PLAN
स्टेशन वर्ग CLASS OF STATION	B		

स्केल SCALE	TRANSVERSE - 1 : 500	आरेख संख्या : के आर/सी ओ/एस जी/डब्लू3/64/एस पी DRG.NO. - KR / CO / SG / W3 / 64 / SP
	LONGITUDINAL - 1 : 1000	अनुकूल अभियांत्रिकी नक्शा संख्या : के आर/आर एन/यार्ड/एस जी आर/13 TO SUIT ENGG. PLAN NO. - KR / RN / YARD / SGR / 13
रेल संरक्षा आयुक्त मंजूरी संख्या CRS SANCTION NO.	C - 12 (114) / 96 DATED : 01.11.96	सुपरशेडेड आरेख संख्या : के आर/सी ओ/एस जी/डब्लू2/64/एस पी SUPERSEDED DRG. NO. - KR / CO / SG / W2 / 64 / SP

विवरण DESCRIPTION	तैयारकर्ता PREPARED BY		जांचकर्ता CHECKED BY			अनुमोदनकर्ता APPROVED BY	
IN CONNECTION WITH, i) COMPLETION DRAWING FOR BLOCK PANEL ALONG WITH UFSBI & BPAC (WITH HASSDAC) FOR SGR - AVRD AND SGR - UKC SECTION. ii) UPDATION OF PLAN AS PER THE OBSERVATION OF CRS VIDE LETTER NO.- KRCL/393 DATED 07/08/2020 iii) CONVERSION OF NON RE TO RE.	27/08/2020	27/8/20	29/08/2020	Digitally signed by M M TORASKAR Date: 2020.09.06 08:27:17 +05'30'	D MAGESH Digitally signed by D MAGESH Date: 2020.09.06 13:17:36 +05'30'	ASHISH APTE 2020.09.07 16:36:39 +05'30'	V. C. SINHA Digitally signed by V. C. SINHA Date: 2020.09.07 21:34:00 +05'30'
	एन.पी.बैकर N.P.BAIKAR जे.टी.ए (आरेख) JTA (DWG)	पी.एम.वीरकर P.M.VIRKAR जे.टी.ए (आरेख) JTA (DWG)	टी.आर.सावंत T.R.SAWANT व.सेक्शन इंजी. (सि.एवं दू.) SSE (S&T)	एम.एम.तोरसकर M.M.TORASKAR व. सि. एवं दू. सं. इंजी. (डी. एवं डी.) SSTE (D&D)	डी. मगेश D. MAGESH उप मु. सि. एवं दू. सं. इंजी. (समन्वय) DY. CSTE (CO-ORD)	आशीष आपटे ASHISH APTE मुख्य सि. एवं दू. सं. इंजी. CSTE	व्ही. सी. सिन्हा V. C. SINHA मुख्य परिचालन प्रबंधक C.O.M.

संदर्भ REFERENCE	PREVIOUS ENGG. PLAN NO. KR / RN / D / B / 226 / R1, R2, R3, R4, R5, R6
	PREVIOUS SIG. PLAN. NO. - KR / CO / CSTE / RN / 64 / A, B, C, D; KR / CO / SG / W1 / 64 / SP