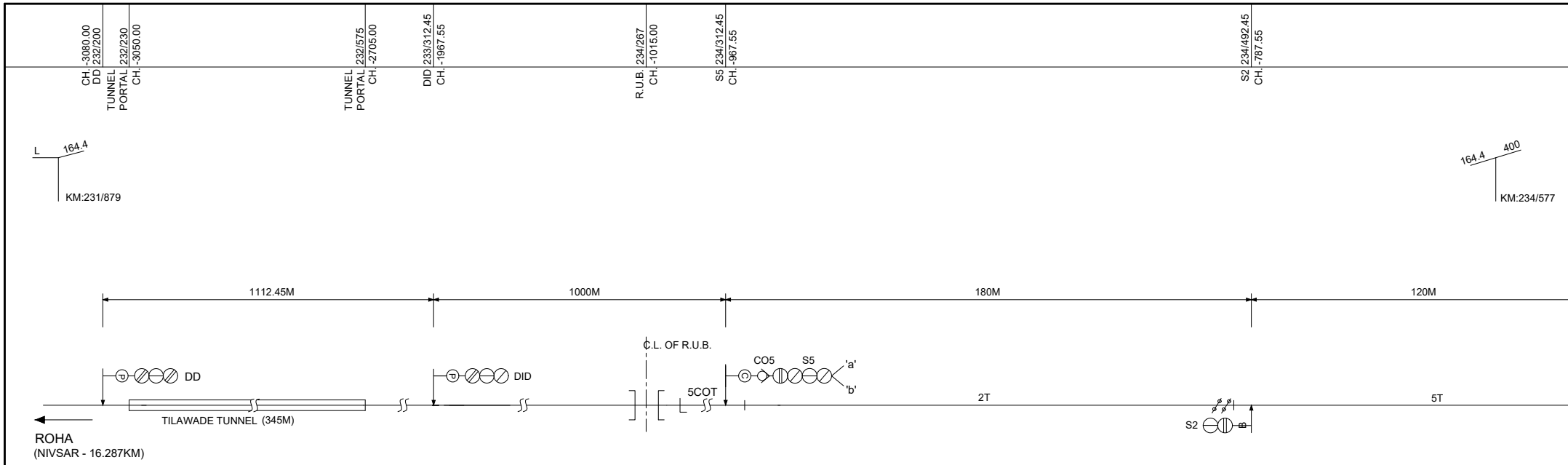
CH. -3080.00
DD 232/200
TUNNEL PORTAL 232/230
CH. -3050.00
TUNNEL PORTAL 232/575
CH. -2705.00
DID 233/312.45
CH. -1967.55
R.U.B. 234/267
CH. -1015.00
S5 234/312.45
CH. -967.55
S2 234/492.45
CH. -787.55
L
164.4
KM:231/879
164.4
400
KM:234/577
1112.45M
1000M
180M
120M
DD
DID
C.L. OF R.U.B.
CO5
S5
'a'
'b'
5COT
2T
5T
S2
TILAWADE TUNNEL (345M)
ROHA
(NIVSAR - 16.287KM)

DN - SIGNAL ASPECT CONTROL CHART →

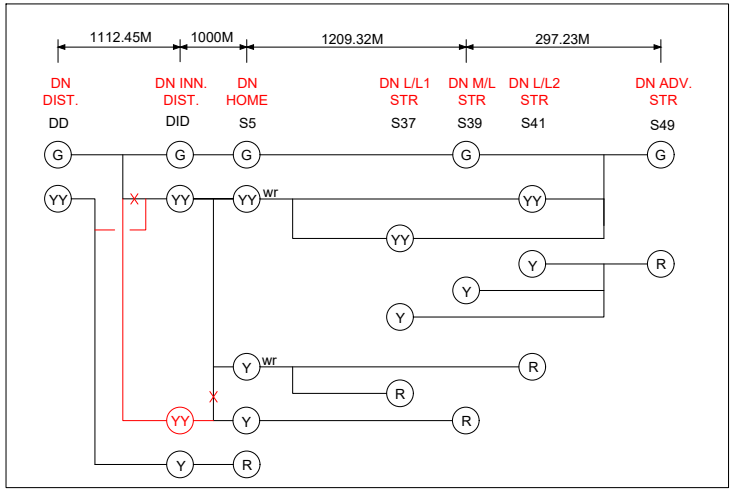
1112.45M
1000M
1209.32M
297.23M
DN DIST.
DD
DN INN. DIST.
DID
DN HOME
S5
DN L/L1 STR
S37
DN M/L STR
S39
DN L/L2 STR
S41
DN ADV. STR
S49
G
YY
Y
R
wr

wr - WITH ROUTE INDICATOR

SR. NO.	POINTS NO.	ANGLE OF T/OUT
1.	101/102	1 IN 12 (C.S.)
2.	103/104	1 IN 12 (C.S.)
3.	115/116	1 IN 12 (C.S.)
4.	117	D.S.
5.	119/120	1 IN 12 (C.S.)

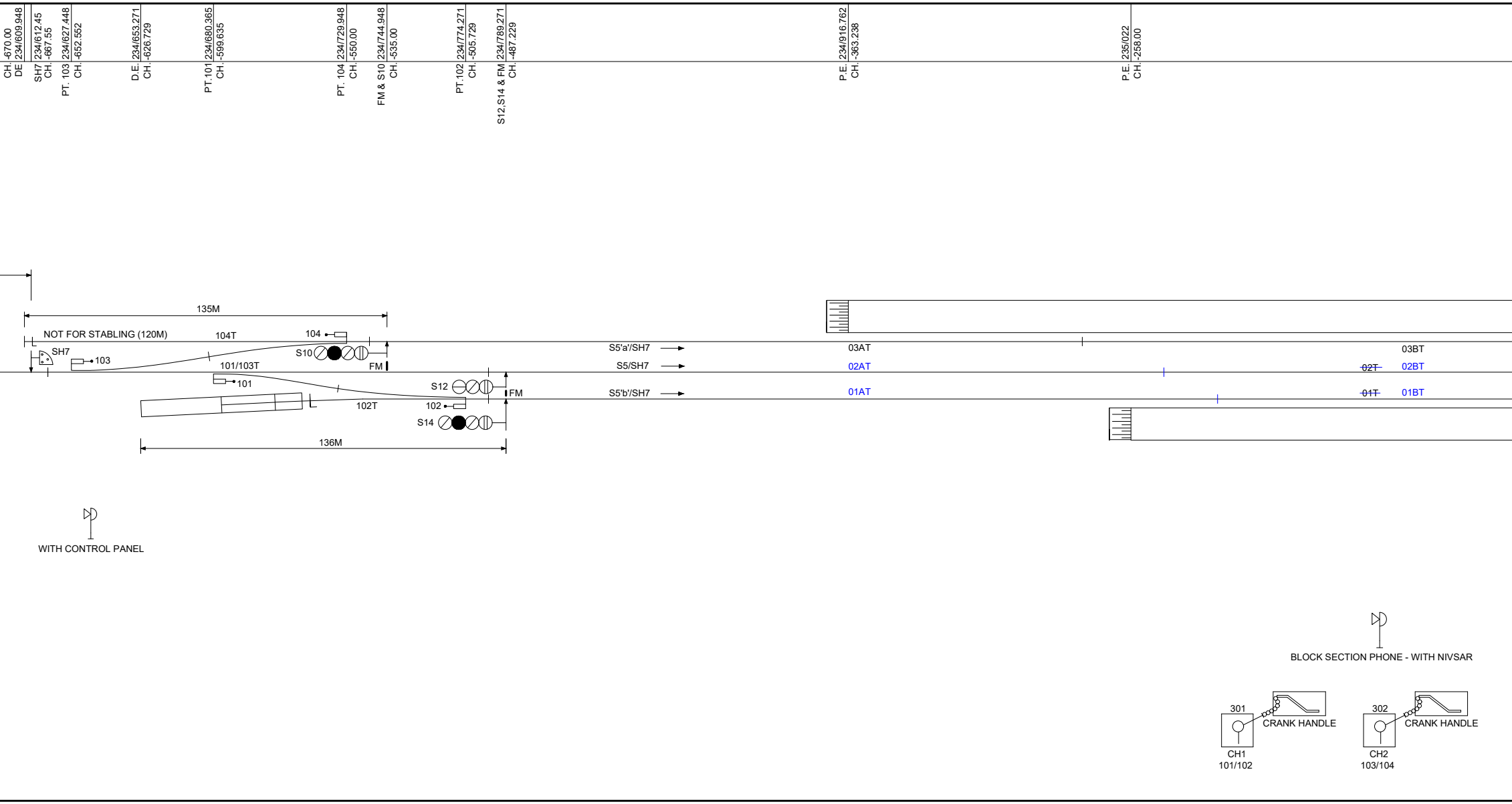
CH. -670.00
DE 234/609.948
SH7 234/612.45
CH. -667.55
PT. 103 234/627.448
CH. -652.552
D.E. 234/653.271
CH. -626.729
PT.101 234/680.365
CH. -599.635
PT. 104 234/729.948
CH. -550.00
FM & S10 234/744.948
CH. -535.00
PT.102 234/774.271
CH. -505.729
S12,S14 & FM 234/789.271
CH. -487.229
P.E. 234/916.762
CH. -363.238
P.E. 235/022
CH. -258.00
135M
NOT FOR STABLING (120M)
104T
104
SH7
103
S10
FM
101/103T
101
S12
FM
102T
102
S14
136M
S5'a'/SH7
S5/SH7
S5'b'/SH7
03AT
02AT
01AT
03BT
~~02T~~
02BT
~~01T~~
01BT
WITH CONTROL PANEL
BLOCK SECTION PHONE - WITH NIVSAR
301
CRANK HANDLE
CH1
101/102
302
CRANK HANDLE
CH2
103/104


C/L OF STN.BLDG. 235/280 CH. 000.00
PE 235/476.762 CH. 196.762
FM & S39, S41 235/521.768 CH. 241.00
PT 115 235/536.768 CH. 256.00
CH. 302.00 P.E. 235/582
FM & S37,SH37 235/583.279 CH. 303.279
PT. 119 235/598.279 CH. 318.279
PT. 116 235/639.268 CH. 359.268
DE 235/656.768 CH. 376.00
C/L OF STN.BLDG.
135M
RAIL LEVEL PASSENGER PLATFORM 560 x 6M
S41
115
115T
NOT FOR STABLING (120M)
UP PASSENGER LOOP LINE NO.2 DN
CSR - 776M
03CT
S46'b'/SH44
FM
5.7M
UP MAIN LINE DN
CSR - 732.49M
02CT
S46/SH44
S39
116
116/120T
5M
FM
SH37
S37
UP PASSENGER LOOP LINE NO.1 DN
CSR - 794M
01CT
S46'a'/SH44/SH38
119
HIGH LEVEL PASSENGER PLATFORM 560 x 6M
120M
135M
STN BLDG 45 x 10M
CONTROL PANEL

BPAC RESET BOX - NIVSAR

WITH POINTS

BPAC RESET BOX - ~~VILAVADE~~ VERAVALI

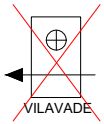
VILAVADE

WI

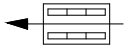
BLOCK PANEL - NIVSAR

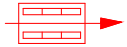
BLOCK PANEL - ~~VILAVADE~~ VERAVALI

BLOCK SECTION PHONE - WITH ~~VILAVADE~~ VERAVALI

IN RELAY ROOM
NIVSAR SIDE

UFSBI

PANEL IN SM's OFFICE

DESCRIPTION	SPARE NUMBERS
SIGNALS 1 TO 50	1, 3, 4, 6, 8, 9, 11, 13, 15, 16 TO 36, 40, 42, 43 45, 47, 48, 50.
POINTS 101 TO 120	105, 106, 107, 108 TO 114, 118
CONTROLS 301 TO 310	303, 304 TO 307

IN RELAY ROOM
~~VILAVADE~~ VERAVALI SIDE

UFSBI

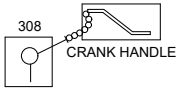
308
CRANK HANDLE
CH8
115/116

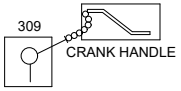
309
CRANK HANDLE
CH9
117

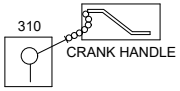
310
CRANK HANDLE
CH10
119/120

SR. NO.
2.
1.

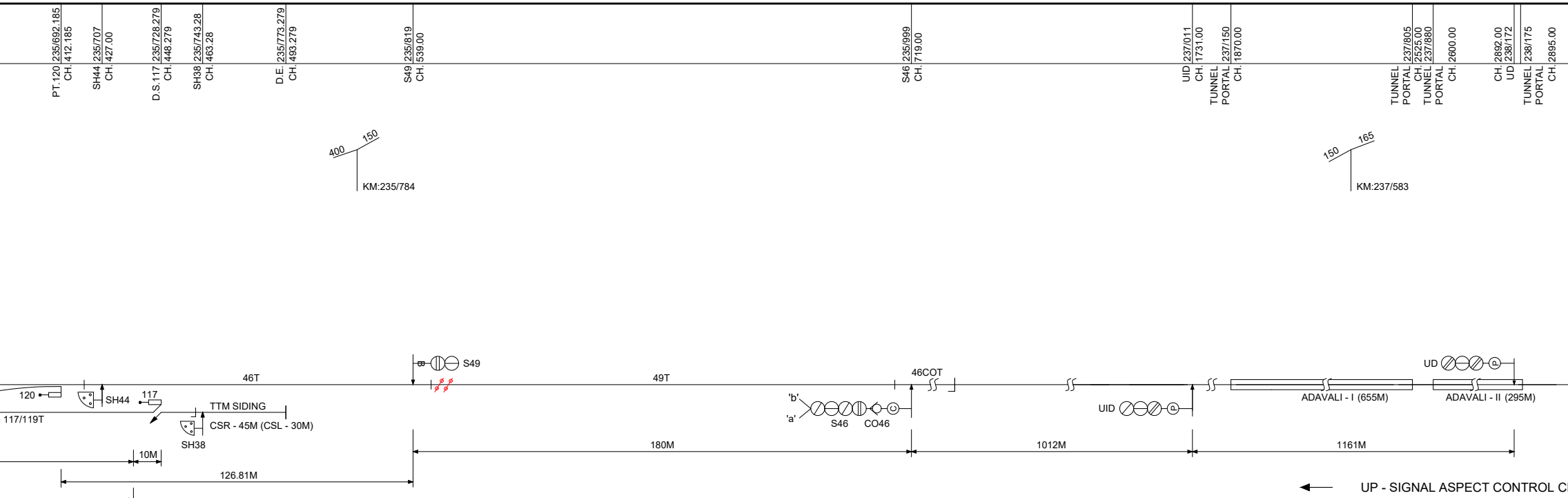
PT.120 235/692.185
CH. 412.185
SH44 235/707
CH. 427.00
D.S.117 235/728.279
CH. 448.279
SH38 235/743.28
CH. 463.28
D.E. 235/773.279
CH. 493.279
S49 235/819
CH. 539.00
S46 235/999
CH. 719.00
UID 237/011
CH. 1731.00
TUNNEL PORTAL 237/150
CH. 1870.00
TUNNEL PORTAL 237/805
CH. 2525.00
TUNNEL PORTAL 237/880
CH. 2600.00
CH. 2892.00
UD 238/172
TUNNEL PORTAL 238/175
CH. 2895.00
400
150
KM:235/784
150
165
KM:237/583
S49
46T
49T
46COT
UD
120
117
SH44
117/119T
TTM SIDING
CSR - 45M (CSL - 30M)
SH38
'b'
'a'
S46
CO46
UID
ADAVALI - I (655M)
ADAVALI - II (295M)
10M
126.81M
180M
1012M
1161M

TH CONTROL PANEL

DESCRIPTION	REFERENCE TO APPLICATION	REFERENCE TO SANCTION
RECKONING THE ADEQUATE DISTANCE UNDER THE PROVISION OF G.R.3.40 : (iv) FOR THE RECEPTION OF DOWN TRAIN ON LOOP LINE NO.2 FROM THE STARTER NO. S41 TO THE DEAD END WITH POINT NO.115/116 NORMAL. (iii) FOR THE RECEPTION OF AN UP TRAIN ON LOOP LINE NO.2 FROM THE STARTER NO. S10 TO THE DEAD END WITH POINT NO. 103/104 NORMAL. **RECKONING THE ADEQUATE DISTANCE UNDER THE PROVISION OF G.R.3.40 :** (ii) FOR THE RECEPTION OF DOWN TRAIN ON LOOP LINE NO.1 FROM THE STARTER NO. S37 TO THE TTM SIDING END WITH POINT NO. 119/120 NORMAL AND DERAIL SWITCH NO. 117 KEPT OPEN. (i) FOR THE RECEPTION OF AN UP TRAIN ON LOOP LINE NO.1 FROM THE STARTER NO. S14 TO THE SANDED DEAD END WITH POINT NO. 101/102 NORMAL .	KR/CO/SG/CRS DTD.- 23.04.2018	KRCL/07/2018-19 DTD.- 24/04/2018
NATURE OF APPROVAL		

7. SIGNALLING INSTALLATIONS SUIT TO 25 KV AC.

6. A CO-OPERATIVE RESET BOX IS TO BE PROVIDED IN SM OFFICE AT ADAVALI STATION FOR ADAVALI - ~~VILAVADE~~ VERAVALI SECTION.
INCASE OF FAILURE OF BPAC, THE SYSTEM HAS TO BE RESET DULY ENSURING THE COMPLETE ARRIVAL OF LAST DEALT TRAIN.

5. BLOCK PANEL ALONG WITH UFSBI & BPAC (WITH HASSDAC) IS TO BE PROVIDED FOR ADAVALI - ~~VILAVADE~~ VERAVALI SECTION.

4. C.O.M / KRCL AUTHORISATION OBTAINED ON SIG. PLAN NO.- KR / CO / CSTE / RS / 58 / A; DTD. - 09/05/2003 FOR NOT LOCATING UP DISTANT SIGNAL (UD) IMMEDIATELY TO THE LEFT, ON THE LINE TO WHICH IT REFER.

3. SANDED DEAD END AS PER DRG. NO. RDSO / T-347.

2. A CO-OPERATIVE RESET BOX IS PROVIDED IN SM OFFICE AT ADAVALI STATION FOR ADAVALI - NIVSAR SECTION.
INCASE OF FAILURE OF BPAC, THE SYSTEM HAS TO BE RESET DULY ENSURING THE COMPLETE ARRIVAL OF LAST DEALT TRAIN.

1. BLOCK PANEL ALONG WITH UFSBI & BPAC (WITH HASSDAC) IS PROVIDED FOR ADAVALI - NIVSAR SECTION.

NOTE :- ~~1. PODANUR MAKE SINGLE LINE TOKENLESS BLOCK INSTRUMENT IS PROVIDED IN SM'S OFFICE FOR SECTION ADAVALI - VILAVADE.~~

UP - SIGNAL ASPECT CONTROL C

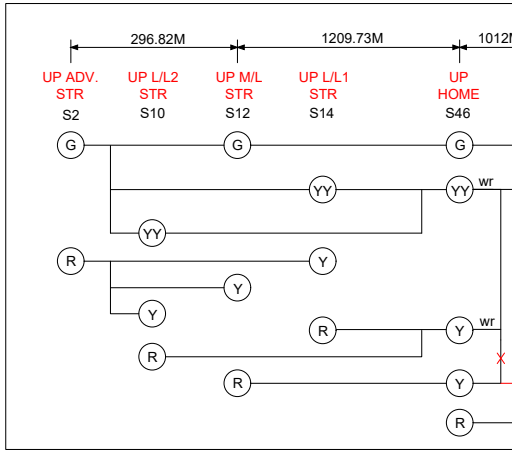
296.82M
1209.73M
1012M
UP ADV. STR S2
UP L/L2 STR S10
UP M/L STR S12
UP L/L1 STR S14
UP HOME S46
G
G
G
YY
YY
wr
YY
R
Y
Y
Y
R
Y
wr
R
R
Y
R

wr - WITH ROUTE INDICATOR

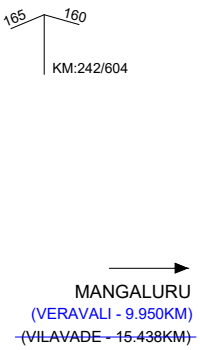
165
160
KM:242/604
MANGALURU
(VERAVALI - 9.950KM)
~~(VILAVADE - 15.438KM)~~

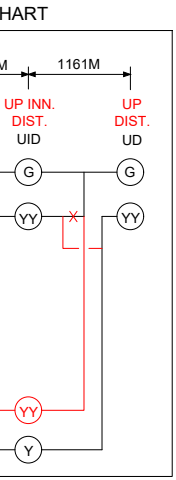
HART
M
1161M
UP INN. DIST.
UID
UP DIST.
UD
G
G
YY
YY
X
YY
Y

कोंकण रेलवे कॉर्पोरेशन लिमिटेड - सीओ, बेलापुर
KONKAN RAILWAY CORPORATION LIMITED - CO, BELAPUR

अन्तर्पाशन मानक STANDARD OF INTERLOCKING	III(R) ~~II(R)~~	रत्नागिरी क्षेत्र RATNAGIRI REGION	अडवली सिगनलिंग नक्शा ADAVALI SIGNALLING PLAN
स्टेशन वर्ग CLASS OF STATION	B		
स्केल SCALE	TRANSVERSE - 1 : 500	आरेख संख्या : के आर/सी ओ/एस जी/डब्लू3/58/एस पी DRG. NO. - KR / CO / SG / W3 / 58 / SP	
	LONGITUDINAL - 1 : 1000	अनुकूल अभियांत्रिकी नक्शा संख्या : के आर/आर एन/यार्ड/ए डी वी आय/18/सी TO SUIT ENGG. PLAN NO. - KR / RN / YARD / ADVI / 18 / C	
रेल संरक्षा आयुक्त मंजूरी संख्या CRS SANCTION NO.	KRCL/02/2019 - 20 ; DATED : 09/05/2019 (FOR ADDITIONAL LOOP LINE NO. 2)	सुपरशेडेड आरेख संख्या : के आर/सी ओ/एस जी/डब्लू2/58/एस पी SUPERSEDED DRG. NO. - KR / CO / SG / W2 / 58 / SP	

IN CONNECTION WITH,

a) COMPLETION DRAWING FOR BLOCK PANEL ALONG WITH UFSBI & BPAC (WITH HASSDAC) FOR ADAVALI - NIVSAR SECTION.

b) PROVISION OF

PHASE - I

- **i)** BLOCK PANEL ALONG WITH UFSBI & BPAC (WITH HASSDAC) FOR ADAVALI - VILAVADE SECTION.
- **ii)** UPDATION OF PLAN AS PER THE OBSERVATION OF CRS VIDE LETTER NO.- KRCL/393 DATED - 07/08/2020

PHASE - II

- **i)** NEW CROSSING STATION - VERAVALI IN BETWEEN ADAVALI AND VILAVADE STATIONS.
- **ii)** BLOCK PANEL ALONG WITH UFSBI & BPAC (WITH HASSDAC) FOR ADAVALI - VERAVALI SECTION.
- **iii)** CONVERSION OF NON RE TO RE.

विवरण
DESCRIPTION

तैयारकर्ता PREPARED BY		जांचकर्ता CHECKED BY			अनुमोदनकर्ता APPROVED BY	
30/12/2020	30/12/20	01/01/2021	Digitally signed by M M TORASKAR Date: 2021.01.05 10:48:06 +05'30'	D MAGESH Digitally signed by D MAGESH Date: 2021.01.05 12:01:57 +05'30'	Digitally signed by ASHISH APTE Date: 2021.01.12 15:14:37 +05'30'	V. C. SINHA Digitally signed by V. C. SINHA DN: c=IN, o=KONKAN RAILWAY CORPORATION LIMITED, ou=com, cn=V. C. SINHA, postalCode=400614, 2.5.4.20=c5915d294776247c32476320e8b0fed7972352b0f1b43ae0e8e0ac09c2d0cde5, st=Maharashtra Date: 2021.01.12 17:35:37 +05'30'
एन.पी. बैकर N. P. BAIKAR जे.टी.ए. (आरेख) JTA(DWG)	पी.एम. वीरकर P. M. VIRKAR जे.टी.ए. (आरेख) JTA(DWG)	टी.आर.सावंत T.R.SAWANT व.सेक्शन.इंजी. (सि.एवं दू.) SSE (S&T)	एम.एम. तोरसकर M. M. TORASKAR व. सि. एवं दू. सं. इंजी. (डि. एवं डी.) SSTE (D&D)	डी. मगेश D. MAGESH मुख्य परियोजना प्रबंधक (सि.एवं दू.) CPM (S&T)	आशीष आपटे ASHISH APTE मुख्य सि. एवं दू. सं. इंजी. CSTE	व्ही.सी. सिन्हा V. C. SINHA मुख्य परिचालन प्रबंधक C.O.M.

संदर्भ
REFERENCE

PREVIOUS ENGG. PLAN NO. - KR / RS / YD / 02 - R1, R2, R3, R4, R5, R6, R7, R8, R9, R10; KR / RN / YARD / ADVI / 18 / A, B

PREVIOUS SIG. PLAN. NO. - KR / CO / CSTE / RS / 58 / A, B, C, D; KR / CO / SG / W1 / 58 / SP; KR / CO / SG / 58 / SP