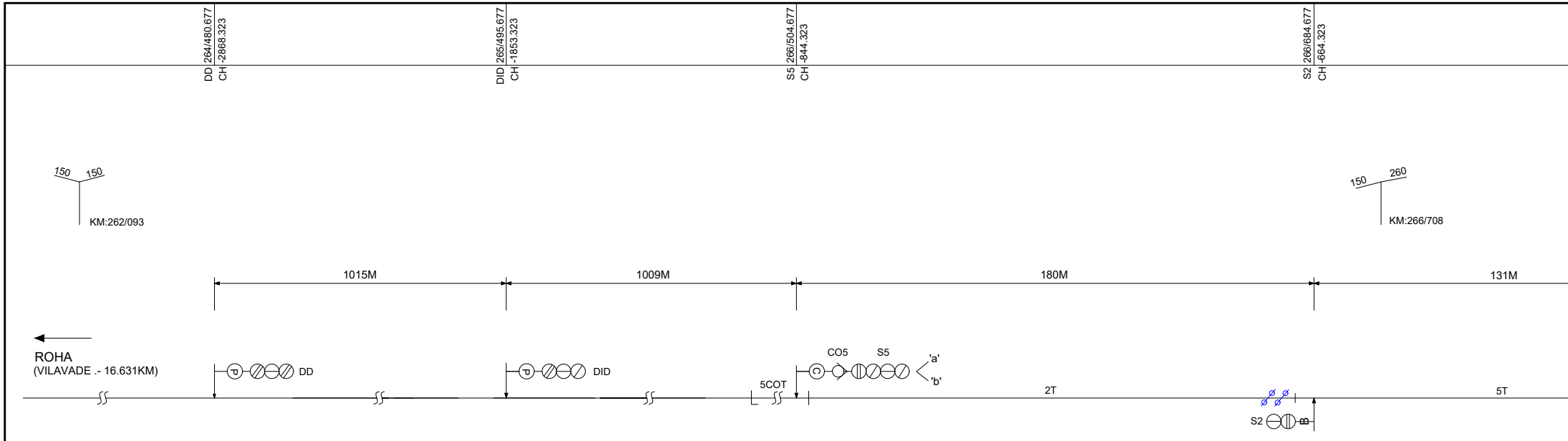
DD 264/480.677
CH -2868.323
DID 265/495.677
CH -1853.323
S5 266/504.677
CH -844.323
S2 266/684.677
CH -664.323
150
150
KM:262/093
150
260
KM:266/708
1015M
1009M
180M
131M
ROHA
(VILAVADE .- 16.631KM)
DD
DID
CO5
S5
'a'
'b'
5COT
2T
5T
S2

DN - SIGNAL ASPECT CONTROL CHART →

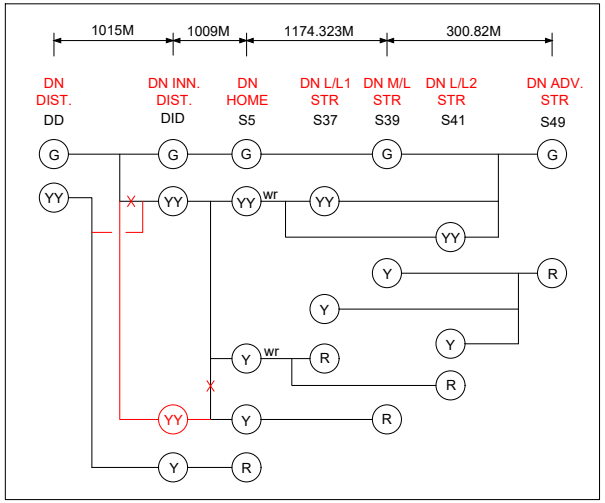
1015M
1009M
1174.323M
300.82M
DN
DIST.
DD
DN INN.
DIST.
DID
DN
HOME
S5
DN L/L1
STR
S37
DN M/L
STR
S39
DN L/L2
STR
S41
DN ADV.
STR
S49
G
G
G
G
G
YY
YY
YY
wr
YY
YY
Y
R
Y
Y
Y
wr
R
R
YY
Y
R
Y
R

wr - WITH ROUTE INDICATOR

SR. NO.	POINTS NO.	ANGLE OF T/OUT
1.	101/102	1 IN 12 (C.S.)
2.	103/104	1 IN 12 (C.S.)
3.	115/116	1 IN 12 (C.S.)
4	117	D.S.
5	119/120	1 IN 12 (C.S.)

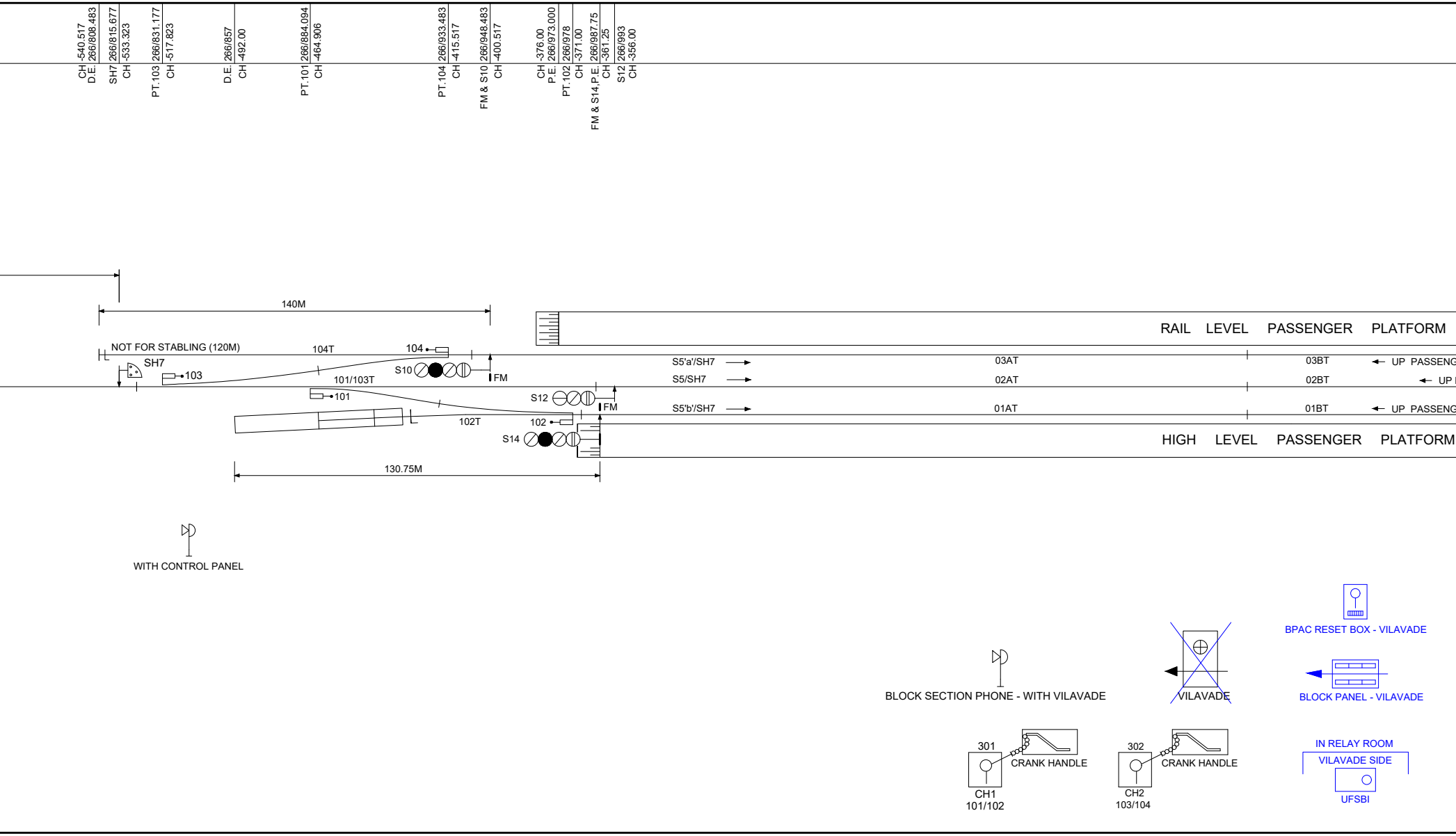
CH -540.517
D.E. 266/808.483
SH7 266/815.677
CH -533.323
PT.103 266/831.177
CH -517.823
D.E. 266/857
CH -492.00
PT.101 266/884.094
CH -464.906
PT.104 266/933.483
CH -415.517
FM & S10 266/948.483
CH -400.517
CH -376.00
P.E. 266/973.000
PT.102 266/978
CH -371.00
FM & S14,P.E. 266/987.75
CH -361.25
S12 266/993
CH -356.00
140M
NOT FOR STABLING (120M)
104T
104
SH7
103
101/103T
S10
FM
101
S12
FM
102T
102
S14
130.75M
RAIL LEVEL PASSENGER PLATFORM
S5'a'/SH7
03AT
03BT
UP PASSENG
S5/SH7
02AT
02BT
UP
S5'b'/SH7
01AT
01BT
UP PASSENG
HIGH LEVEL PASSENGER PLATFORM
WITH CONTROL PANEL
BLOCK SECTION PHONE - WITH VILAVADE
VILAVADE
BPAC RESET BOX - VILAVADE
BLOCK PANEL - VILAVADE
301
CRANK HANDLE
CH1
101/102
302
CRANK HANDLE
CH2
103/104
IN RELAY ROOM
VILAVADE SIDE
UFSBI

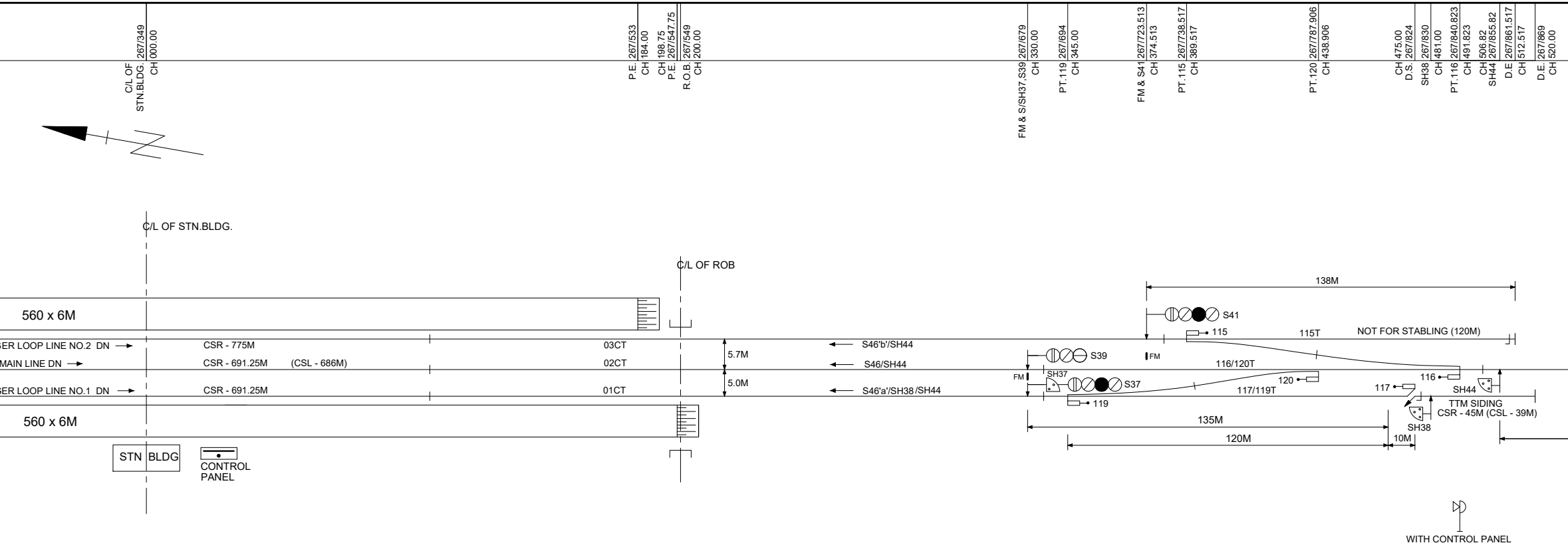
C/L OF STN.BLDG. CH 000.00 267/349
P.E. 267/533 CH 184.00
CH 198.75 P.E. 267/547.75
R.O.B. 267/549 CH 200.00
FM & S/SH37,S39 267/679 CH 330.00
PT.119 267/694 CH 345.00
FM & S41 267/723.513 CH 374.513
PT.115 267/738.517 CH 389.517
PT.120 267/787.906 CH 438.906
CH 475.00 D.S. 267/824
SH38 267/830 CH 481.00
PT.116 267/840.823 CH 491.823
CH 506.82 SH44 267/855.82
D.E 267/861.517 CH 512.517
D.E. 267/869 CH 520.00
C/L OF STN.BLDG.
C/L OF ROB
560 x 6M
ER LOOP LINE NO.2 DN
CSR - 775M
03CT
MAIN LINE DN
CSR - 691.25M
(CSL - 686M)
02CT
ER LOOP LINE NO.1 DN
CSR - 691.25M
01CT
560 x 6M
5.7M
5.0M
S46'b'/SH44
S46/SH44
S46'a'/SH38 /SH44
STN BLDG
CONTROL PANEL
138M
S41
115
115T
NOT FOR STABLING (120M)
S39
FM
116/120T
FM
SH37
S37
120
116
117
117/119T
SH44
119
TTM SIDING
CSR - 45M (CSL - 39M)
SH38
135M
120M
10M
WITH CONTROL PANEL

WITH POINTS

PANEL IN SM's OFFICE	
DESCRIPTION	SPARE NUMBERS
SIGNALS 1 TO 50	1, 3, 4, 6, 8, 9, 11, 13, 15 TO 36, 40, 42, 43, 45, 47, 48, 50.
POINTS 101 TO 120	105 TO 114,118
CONTROLS 301 TO 310	303, 304, 305, 306, 307

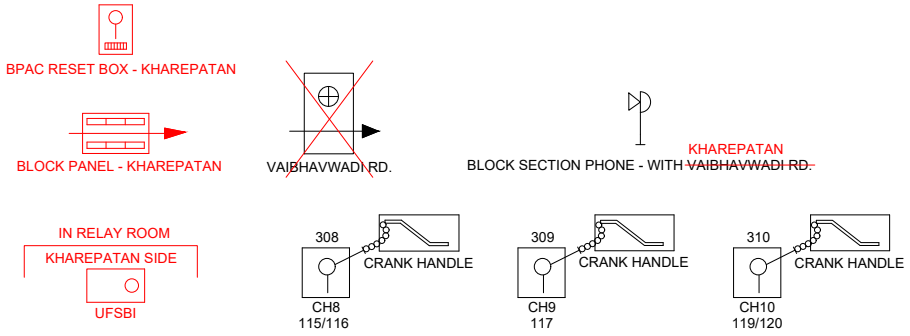
BPAC RESET BOX - KHAREPATAN
BLOCK PANEL - KHAREPATAN
VAIBHAVWADI RD.
BLOCK SECTION PHONE - WITH ~~VAIBHAVWADI RD.~~ KHAREPATAN
IN RELAY ROOM
KHAREPATAN SIDE
UFSBI
308
CRANK HANDLE
CH8
115/116
309
CRANK HANDLE
CH9
117
310
CRANK HANDLE
CH10
119/120

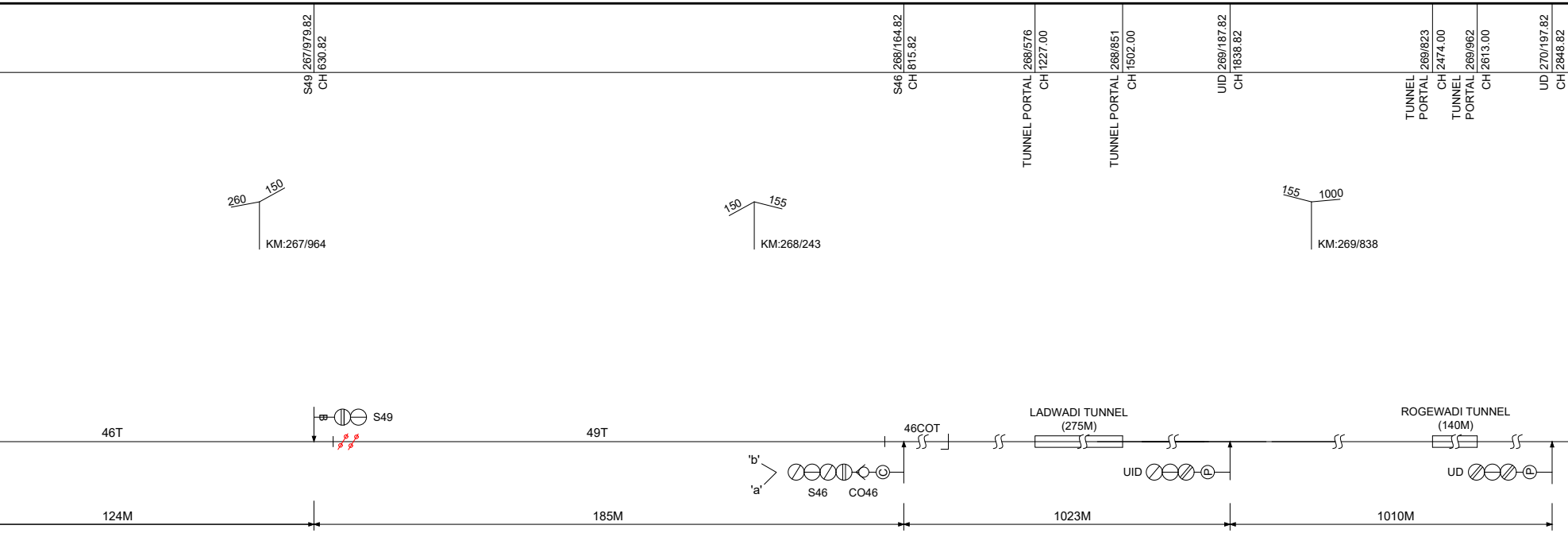
S49 267/979.82
CH 630.82
S46 268/164.82
CH 815.82
TUNNEL PORTAL 268/576
CH 1227.00
TUNNEL PORTAL 268/851
CH 1502.00
UID 269/187.82
CH 1838.82
TUNNEL PORTAL 269/823
CH 2474.00
TUNNEL PORTAL 269/962
CH 2613.00
UD 270/197.82
CH 2848.82
260
150
KM:267/964
150
155
KM:268/243
155
1000
KM:269/838
46T
S49
49T
'b'
'a'
S46
CO46
46COT
LADWADI TUNNEL
(275M)
UID
ROGEWADI TUNNEL
(140M)
UD
124M
185M
1023M
1010M

SR. NO.	DESCRIPTION	REFERENCE TO APPLICATION	REFERENCE TO SANCTION
1.	RECKONING THE ADEQUATE DISTANCE UNDER THE PROVISION OF G.R.3.40 : (iv) FOR THE RECEPTION OF AN UP TRAIN ON LOOP LINE NO.2 FROM THE STARTER NO. S10 TO THE DEAD END WITH POINT NO. 103/104 NORMAL. (iii) FOR THE RECEPTION OF DOWN TRAIN ON LOOP LINE NO.2 FROM THE STARTER NO. S41 TO THE DEAD END WITH POINT NO. 115/116 NORMAL. (ii) FOR THE RECEPTION OF AN UP TRAIN ON LOOPLINE NO.1 FROM THE STARTER NO. S14 TO THE SANDED DEAD END WITH POINT NO.101/102 NORMAL. (i) FOR THE RECEPTION OF DOWN TRAIN ON LOOP LINE NO.1 FROM THE STARTER NO. S37 TO THE TTM SIDING WITH POINT NO. 119/120 NORMAL AND DERAIL SWITCH NO.117 KEPT OPEN.	KR/CO/SG/CRS DTD. 26.02.2018	KRCL/09/2017-18 DTD. 09/03/2018

NATURE OF APPROVAL

NOTE :-

~~1. PODANUR MAKE SINGLE LINE TOKENLESS BLOCK INSTRUMENT IS PROVIDED IN SM'S OFFICE FOR SECTION RAJAPUR ROAD - VILAVADE.~~

~~2. DAIDO MAKE FM TYPE SINGLE LINE TOKENLESS BLOCK INSTRUMENT IS PROVIDED IN SM'S ROOM FOR SECTION RAJAPUR ROAD - VAIBHAVWADI ROAD.~~

1. BLOCK PANEL ALONG WITH UFSBI & BPAC (WITH HASSDAC) IS TO BE PROVIDED FOR RAJAPUR ROAD - KHAREPATAN SECTION.

2. A CO-OPERATIVE RESET BOX IS TO BE PROVIDED IN SM'S OFFICE AT RAJAPUR ROAD STATION FOR RAJAPUR ROAD - KHAREPATAN SECTION. IN CASE FAILURE OF BPAC, THE SYSTEM HAS TO BE RESET DULY ENSURING THE COMPLETE ARRIVAL OF LAST DEALT TRAIN.

3. SANDED DEAD END AS PER DRG. NO. RDSO / T-347.

4. BLOCK PANEL ALONG WITH UFSBI & BPAC (WITH HASSDAC) IS TO BE PROVIDED FOR RAJAPUR ROAD - VILAVADE SECTION

5. A CO-OPERATIVE RESET BOX IS TO BE PROVIDED IN SM'S OFFICE AT RAJAPUR ROAD STATION FOR RAJAPUR ROAD - VILAVADE SECTION. IN CASE FAILURE OF BPAC, THE SYSTEM HAS TO BE RESET DULY ENSURING THE COMPLETE ARRIVAL OF LAST DEALT TRAIN.

6. SIGNALLING INSTALLATIONS SUIT TO 25 KV AC.

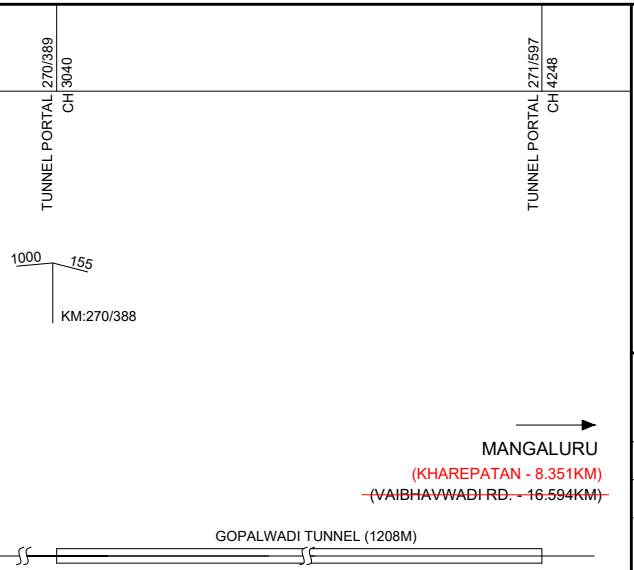
TUNNEL PORTAL 270/389
CH 3040
TUNNEL PORTAL 271/597
CH 4248
1000
155
KM:270/388
MANGALURU
(KHAREPATAN - 8.351KM)
~~(VAIBHAVWADI RD. - 16.594KM)~~
GOPALWADI TUNNEL (1208M)

UP - SIGNAL ASPECT CONTROL CHART

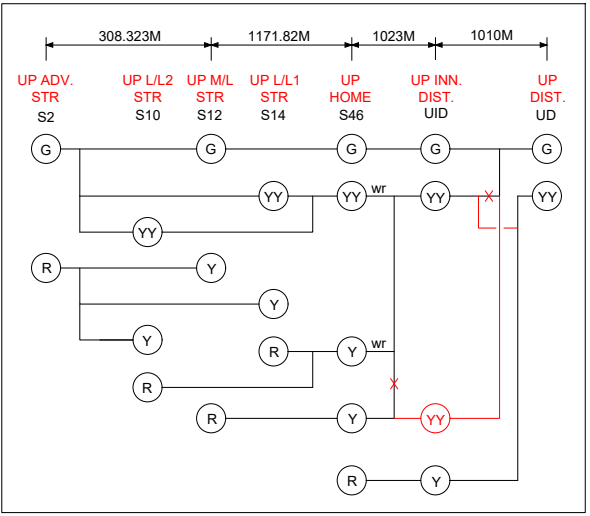
308.323M
1171.82M
1023M
1010M
UP ADV. STR
S2
UP L/L2 STR
S10
UP M/L STR
S12
UP L/L1 STR
S14
UP HOME
S46
UP INN. DIST.
UID
UP DIST.
UD
G
G
G
G
G
YY
YY
wr
YY
YY
YY
R
Y
Y
Y
R
Y
wr
R
R
Y
YY
R
Y

wr - WITH ROUTE INDICATOR

कोंकण रेलवे कॉर्पोरेशन लिमिटेड - सीओ, बेलापुर
KONKAN RAILWAY CORPORATION LIMITED - CO, BELAPUR

सादरसेवा

अन्तर्पाशन मानक STANDARD OF INTERLOCKING	III(R) ~~II(R)~~	रत्नागिरी क्षेत्र RATNAGIRI REGION	राजापूर रोड RAJAPUR ROAD सिगनलिंग नक्शा SIGNALLING PLAN
स्टेशन वर्ग CLASS OF STATION	B		

स्केल SCALE	TRANSVERSE - 1 : 500	आरेख संख्या : के आर/सी ओ/एस जी/डब्लू2/55/एस पी DRG. NO. - KR / CO / SG / W2 / 55 / SP
	LONGITUDINAL - 1 : 1000	अनुकूल अभियांत्रिकी नक्शा संख्या : के आर/आर एन/ यार्ड/आर ए जे पी/20/बी TO SUIT ENGG. PLAN NO. - KR / RN / YARD / RAJP / 20 / B
रेल संरक्षा आयुक्त मंजूरी संख्या CRS SANCTION NO.	KRCL/30/2018-19 DTD. 28/11/2018 (FOR LOOP LINE NO.2)	सुपरशेडेड आरेख संख्या : के आर/सी ओ/एस जी/55/एस पी/ए SUPERSEDED DRG. NO. - KR / CO / SG / 55 / SP / A

IN CONNECTION WITH,

a) COMPLETION DRAWING FOR ADDITIONAL PASSENGER LOOP LINE NO.2

b) PROVISION OF

PHASE - I

- **i)** NEW CROSSING STATION - KHAREPATAN IN BETWEEN RAJAPUR ROAD AND VAIBHAVWADI ROAD STATIONS.
- **ii)** BLOCK PANEL ALONG WITH UFSBI & BPAC (WITH HASSDAC) FOR RAJAPUR ROAD - KHAREPATAN SECTION.
- **iii)** UPDATION OF PLAN AS PER THE OBSERVATION OF CRS VIDE LETTER NO.- KRCL/393 DATED 07/08/2020

PHASE - II

- **i)** BLOCK PANEL ALONG WITH UFSBI & BPAC (WITH HASSDAC) FOR RAJAPUR ROAD - VILAVADE SECTION
- **ii)** CONVERSION OF NON RE TO RE.

विवरण DESCRIPTION	तैयारकर्त्ता PREPARED BY		जांचकर्त्ता CHECKED BY			अनुमोदनकर्त्ता APPROVED BY	
	25/09/2020	25/9/20	28/09/2020	Digitally signed by M M TORASKAR Date: 2020.10.01 16:23:59 +05'30'	D MAGESH Digitally signed by D MAGESH Date: 2020.10.08 17:27:17 +05'30'	Digitally signed by ASHISH APTE Date: 2020.10.08 17:47:52 +05'30'	V. C. SINHA Digitally signed by V. C. SINHA DN: c=IN, o=KONKAN RAILWAY CORPORATION LIMITED, ou=com, cn=V. C. SINHA, postalCode=400614, 2.5.4.20=c5915d294776247c32476320e8b0fed7972352b0f1b43ae0e8e0ac09c2d0cde5, st=Maharashtra Date: 2020.10.09 12:08:58 +05'30'
	एन.पी.बैकर N.P.BAIKAR जे.टी.ए (आरेख) JTA (DWG)	पी.एम.वीरकर P.M.VIRKAR जे.टी.ए (आरेख) JTA (DWG)	टी.आर.सावंत T.R.SAWANT व.सेक्शन इंजी. (सि.एवं दू.) SSE (S&T)	एम.एम.तोरसकर M.M.TORASKAR व. सि. एवं दू. सं. इंजी. (डी. एवं डी.) SSTE (D&D)	डी. मगेश D. MAGESH उप मु. सि. एवं दू. सं. इंजी. (समन्वय) DY. CSTE (CO-ORD)	आशीष आपटे ASHISH APTE मुख्य सि. एवं दू. सं. इंजी. CSTE	व्ही. सी. सिन्हा V. C. SINHA मुख्य परिचालन प्रबंधक C.O.M.

संदर्भ REFERENCE	PREVIOUS ENGG. PLAN NO. - KR / RS / YD / 16 / R1, R2, R3, R4, R5, R6; KR / RN / YARD / RAJP / 20 / A
	PREVIOUS SIG. PLAN. NO. - KR / CO / CSTE / RS / 55 / A, B, C; KR / CO / SG / 55 / SP; KR / CO / SG / W1 / 55 / SP