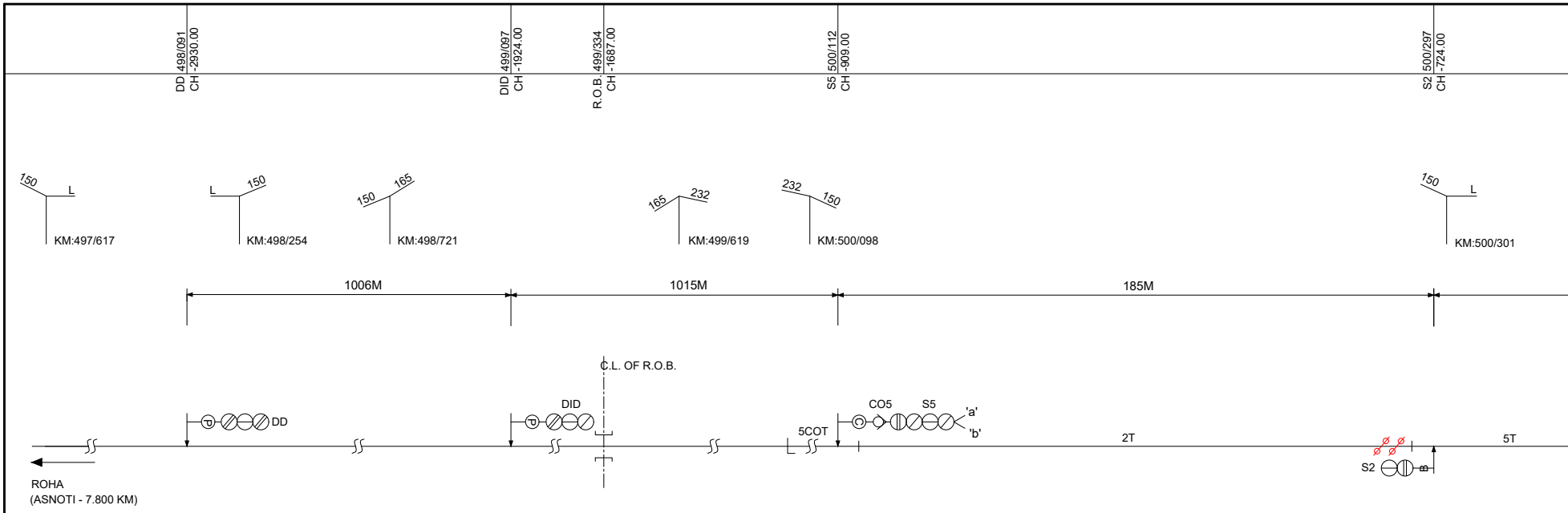
DD 498/091
CH -2930.00
DID 499/097
CH -1924.00
R.O.B. 499/334
CH -1687.00
S5 500/112
CH -909.00
S2 500/297
CH -724.00
150
L
KM:497/617
L
150
KM:498/254
150
165
KM:498/721
165
232
KM:499/619
232
150
KM:500/098
150
L
KM:500/301
1006M
1015M
185M
C.L. OF R.O.B.
DD
DID
CO5
S5
'a'
'b'
5COT
2T
5T
S2
ROHA
(ASNOTI - 7.800 KM)

## DN - SIGNAL ASPECT CONTROL CHART →

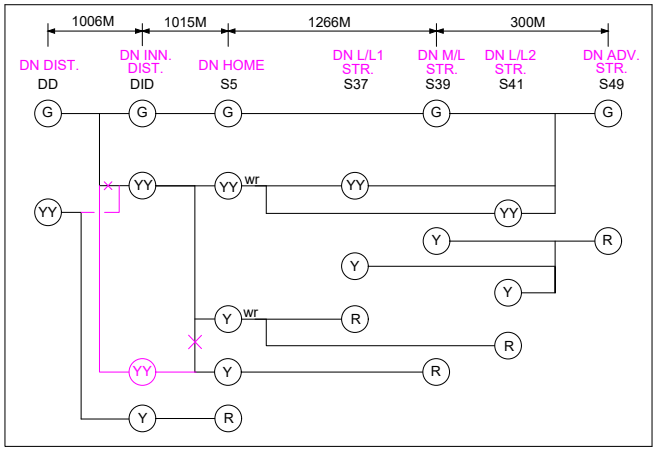
1006M
1015M
1266M
300M
DN DIST.
DD
DN INN. DIST.
DID
DN HOME
S5
DN L/L1 STR.
S37
DN M/L STR.
S39
DN L/L2 STR.
S41
DN ADV. STR.
S49
G
YY
Y
R
wr

wr - WITH ROUTE INDICATOR

| SR. NO. | POINTS NO. | ANGLE OF T/OUT |
|---|---|---|
| 1. | 101/102 | 1 IN 12 (C.S.) |
| 2. | 103/104 | 1 IN 12 (C.S.) |
| 3. | 105 | 1 IN 8 1/2 |
| 3. | 106 | D.S. |
| 4. | 107 | D.S. |
| 5. | 115/116 | 1 IN 12 (C.S.) |
| 6. | 119/120 | 1 IN 12 (C.S.) |

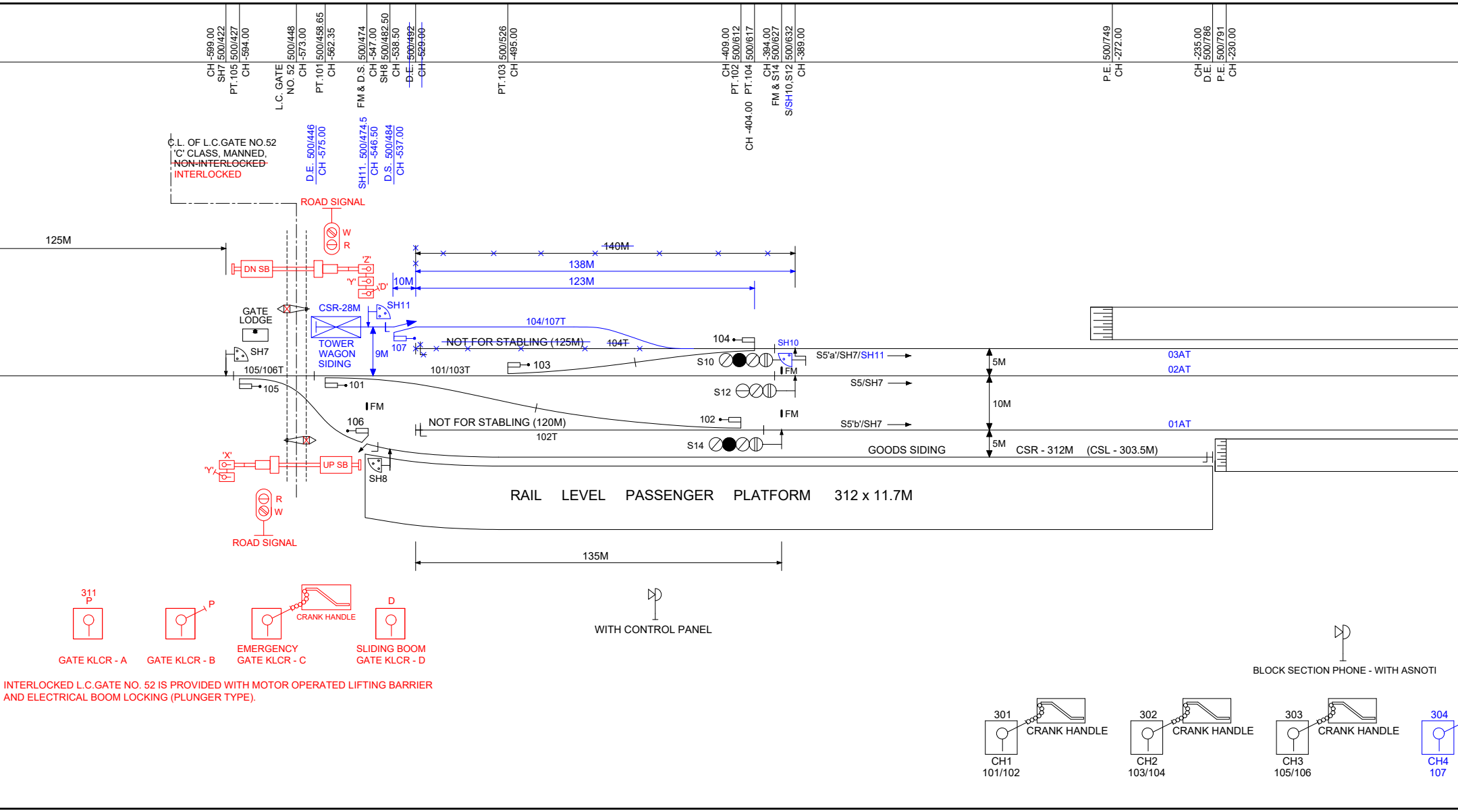
CH -599.00
SH7 500/422
PT.105 500/427
CH -594.00
L.C. GATE NO. 52 500/448
CH -573.00
PT.101 500/458.65
CH -562.35
FM & D.S. 500/474
CH -547.00
SH8 500/482.50
CH -538.50
D.E. 500/492
CH -529.00
PT.103 500/526
CH -495.00
CH -409.00
PT.102 500/612
PT.104 500/617
CH -404.00
CH -394.00
FM & S14 500/627
S/SH10.S12 500/632
CH -389.00
P.E. 500/749
CH -272.00
CH -235.00
D.E. 500/786
P.E. 500/791
CH -230.00
C.L. OF L.C.GATE NO.52
'C' CLASS, MANNED,
~~NON-INTERLOCKED~~
INTERLOCKED
D.E. 500/446
CH -575.00
SH11. 500/474.5
CH -546.50
D.S. 500/484
CH -537.00
ROAD SIGNAL
W
R
125M
DN SB
'Z'
'Y'
'D'
~~140M~~
138M
123M
10M
GATE LODGE
CSR-28M
SH11
TOWER WAGON SIDING
104/107T
~~NOT FOR STABLING (125M)~~
~~104T~~
104
SH10
107
9M
SH7
105/106T
101/103T
103
S10
FM
S5'a'/SH7/SH11
5M
03AT
02AT
105
101
S12
S5/SH7
10M
FM
106
FM
102
NOT FOR STABLING (120M)
102T
S5'b'/SH7
01AT
S14
5M
GOODS SIDING
CSR - 312M
(CSL - 303.5M)
'X'
'Y'
UP SB
SH8
RAIL LEVEL PASSENGER PLATFORM 312 x 11.7M
R
W
ROAD SIGNAL
135M
311
P
GATE KLCR - A
P
GATE KLCR - B
CRANK HANDLE
EMERGENCY GATE KLCR - C
D
SLIDING BOOM GATE KLCR - D
WITH CONTROL PANEL
BLOCK SECTION PHONE - WITH ASNOTI
301
CRANK HANDLE
CH1 101/102
302
CRANK HANDLE
CH2 103/104
303
CRANK HANDLE
CH3 105/106
304
CH4 107

INTERLOCKED L.C.GATE NO. 52 IS PROVIDED WITH MOTOR OPERATED LIFTING BARRIER AND ELECTRICAL BOOM LOCKING (PLUNGER TYPE).

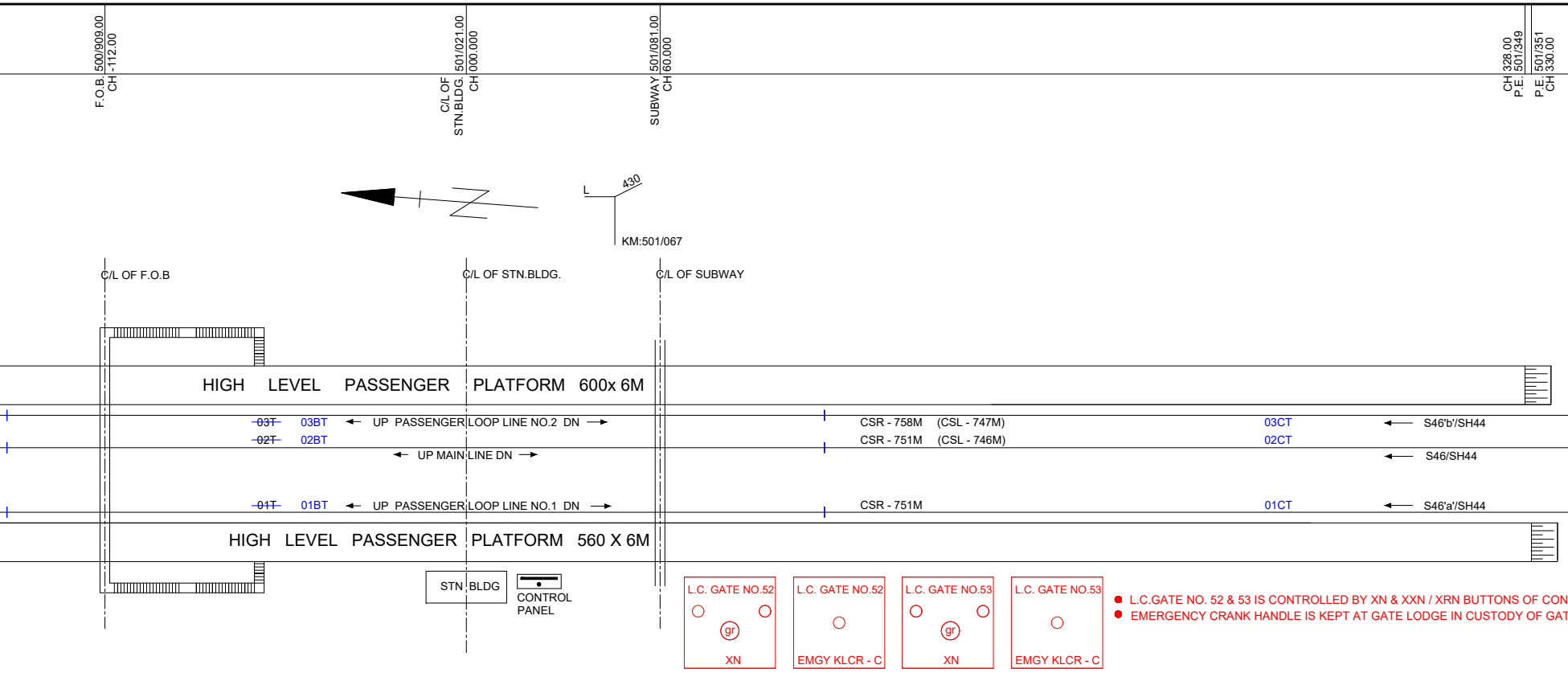
F.O.B. 500/909.00
CH -112.00
C/L OF STN.BLDG 501/021.00
CH 000.000
SUBWAY 501/081.00
CH 60.000
CH 328.00
P.E. 501/349
P.E. 501/351
CH 330.00
L
430
KM:501/067
C/L OF F.O.B
C/L OF STN.BLDG.
C/L OF SUBWAY
HIGH LEVEL PASSENGER PLATFORM 600x 6M
~~03T~~ 03BT
UP PASSENGER LOOP LINE NO.2 DN
CSR - 758M (CSL - 747M)
03CT
S46'b'/SH44
~~02T~~ 02BT
CSR - 751M (CSL - 746M)
02CT
UP MAIN LINE DN
S46/SH44
~~01T~~ 01BT
UP PASSENGER LOOP LINE NO.1 DN
CSR - 751M
01CT
S46'a'/SH44
HIGH LEVEL PASSENGER PLATFORM 560 X 6M
STN BLDG
CONTROL PANEL
L.C. GATE NO.52
gr
XN
L.C. GATE NO.52
EMGY KLCR - C
L.C. GATE NO.53
gr
XN
L.C. GATE NO.53
EMGY KLCR - C

- L.C.GATE NO. 52 & 53 IS CONTROLLED BY XN & XXN / XRN BUTTONS OF CON
- EMERGENCY CRANK HANDLE IS KEPT AT GATE LODGE IN CUSTODY OF GAT

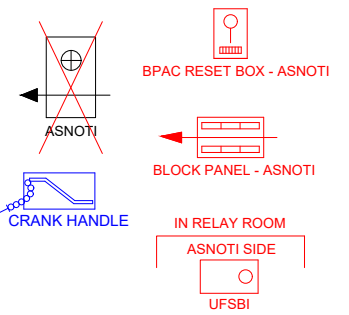
ASNOTI
BPAC RESET BOX - ASNOTI
BLOCK PANEL - ASNOTI
CRANK HANDLE
IN RELAY ROOM
ASNOTI SIDE
UFSBI

WITH POINTS

| PANEL IN SM's OFFICE | |
|---|---|
| DESCRIPTION | SPARE NUMBERS |
| SIGNALS<br>1 TO 50 | 1,3,4,6,9,~~11~~,13,15 TO 36,38,40,42,43,45,<br>47,48,50. |
| POINTS<br>101 TO 120 | ~~107,~~ 108 TO 114, 117, 118 |
| CONTROLS<br>301 TO ~~310~~ 315 | ~~304~~, 305, 306, 307, 309,~~311, 312~~, 313, 314, 315 |

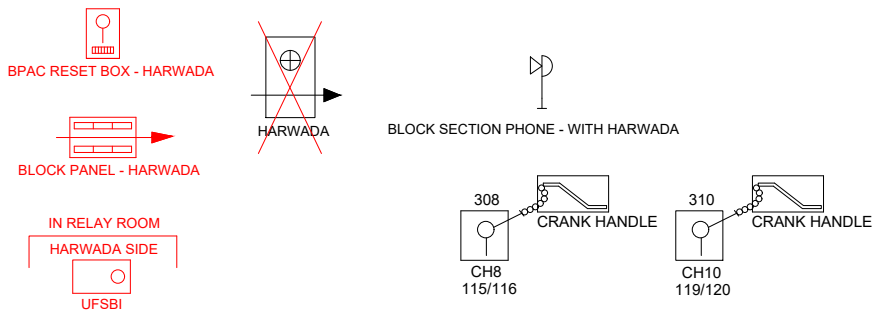
BPAC RESET BOX - HARWADA
BLOCK PANEL - HARWADA
HARWADA
IN RELAY ROOM
HARWADA SIDE
UFSBI
BLOCK SECTION PHONE - WITH HARWADA
308
CRANK HANDLE
CH8
115/116
310
CRANK HANDLE
CH10
119/120

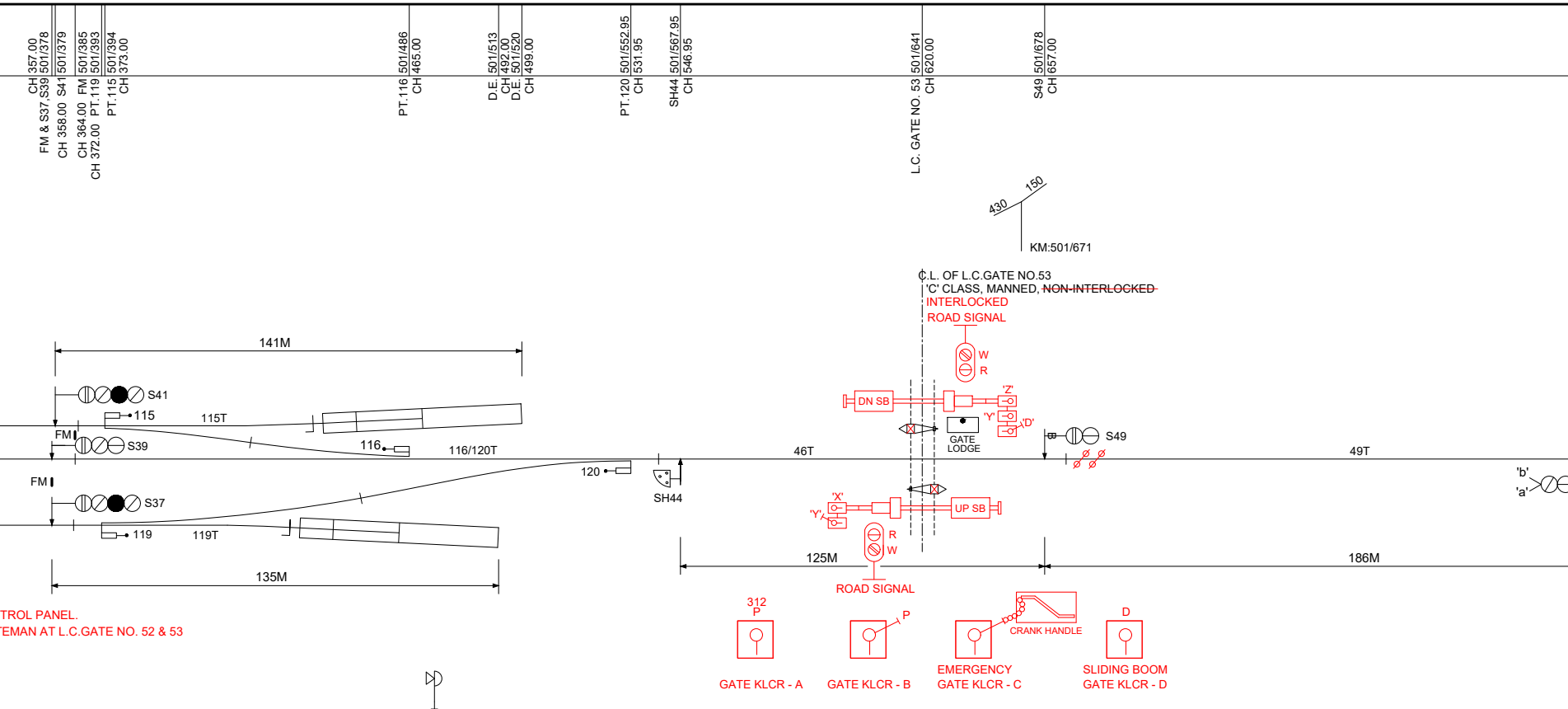
FM & S37, S39 501/378 CH 357.00
S41 501/379 CH 358.00
FM 501/385 CH 364.00
PT.119 501/393 CH 372.00
PT.115 501/394 CH 373.00
PT.116 501/486 CH 465.00
D.E. 501/513 CH 492.00
D.E. 501/520 CH 499.00
PT.120 501/552.95 CH 531.95
SH44 501/567.95 CH 546.95
L.C. GATE NO. 53 501/641 CH 620.00
S49 501/678 CH 657.00
430
150
KM:501/671
C.L. OF L.C.GATE NO.53
'C' CLASS, MANNED, ~~NON-INTERLOCKED~~
INTERLOCKED
ROAD SIGNAL
W
R
141M
S41
115
115T
FM
S39
116
116/120T
120
SH44
46T
49T
S49
DN SB
'Z'
'Y'
'D'
GATE LODGE
'b'
'a'
FM
S37
119
119T
135M
'X'
'Y'
UP SB
R
W
125M
186M
ROAD SIGNAL
312
P
P
CRANK HANDLE
D
GATE KLCR - A
GATE KLCR - B
EMERGENCY GATE KLCR - C
SLIDING BOOM GATE KLCR - D
TROL PANEL.
TEMAN AT L.C.GATE NO. 52 & 53

WITH CONTROL PANEL

- INTERLOCKED L.C.GATE NO. 53 IS PROVIDED WITH MOTOR OPERATED LIFTING BARRIER AND ELECTRICAL BOOM LOCKING (PLUNGER TYPE).

| SR. NO. | DESCRIPTION | REFERENCE TO APPLICATION | REFERENCE TO SANCTION |
|---|---|---|---|
| 1. | RECKONING THE ADEQUATE DISTANCE UNDER THE PROVISION OF G.R.3.40 :<br>( i v) FOR THE RECEPTION OF DOWN TRAIN ON LOOP LINE NO.2 FROM THE STARTER NO. S41 TO THE SANDED DEAD END WITH POINT NO. 115/116 NORMAL .<br>( iii ) FOR THE RECEPTION OF AN UP TRAIN ON LOOP LINE NO.2 FROM THE STARTER NO.S10 TO THE DEAD END WITH POINT NO. 103/104 NORMAL AND D.S.107 OPEN.<br>( ii ) FOR THE RECEPTION OF DOWN TRAIN ON LOOP LINE NO.1 FROM THE STARTER NO. 37 TO THE SANDED DEAD END WITH POINT NO. 119/120 NORMAL.<br>( i ) FOR THE RECEPTION OF AN UP TRAIN ON LOOP LINE NO.1 FROM THE STARTER NO.S14 TO THE DEAD END WITH POINT NO. 101/102 NORMAL. | | |

NATURE OF APPROVAL

**NOTE**

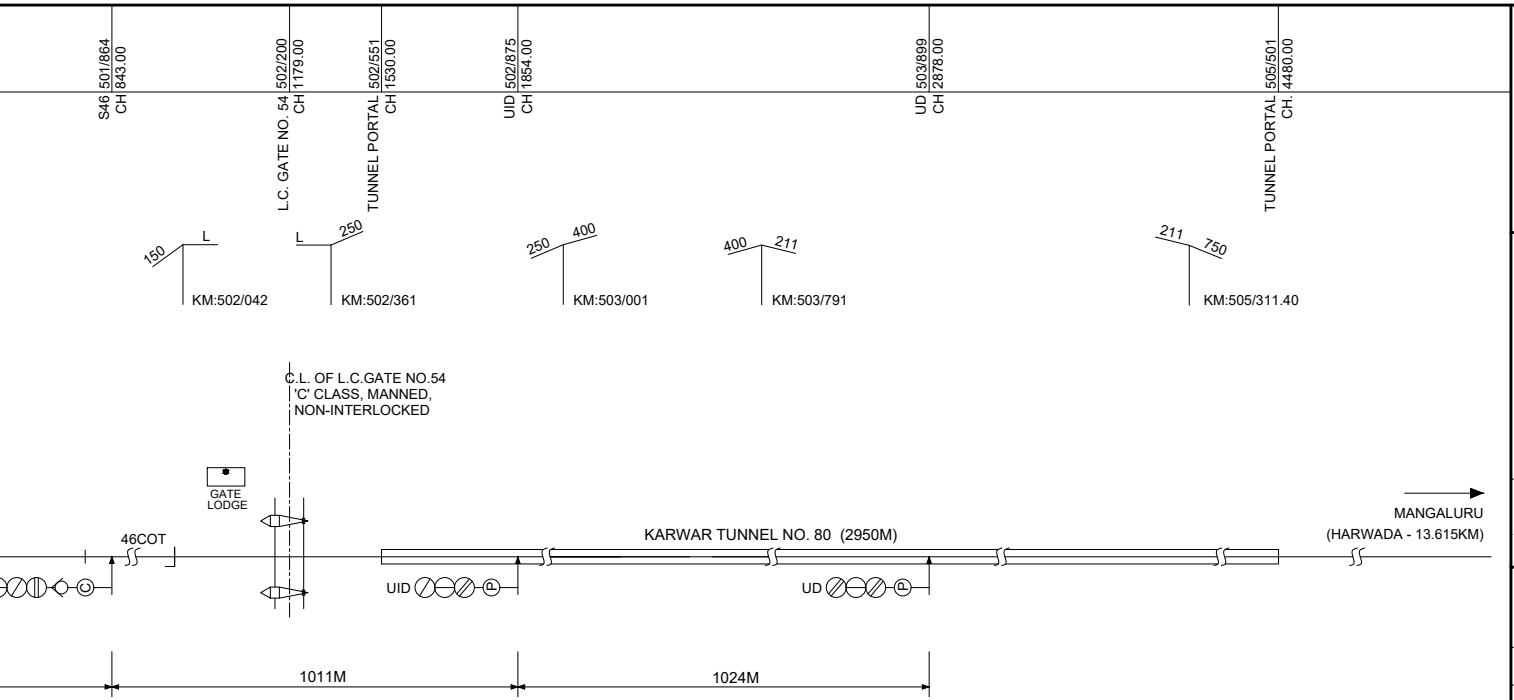
S46 501/864
CH 843.00
L.C. GATE NO. 54 502/200
CH 1179.00
TUNNEL PORTAL 502/551
CH 1530.00
UID 502/875
CH 1854.00
UD 503/899
CH 2878.00
TUNNEL PORTAL 505/501
CH. 4480.00
150
L
KM:502/042
L
250
KM:502/361
250
400
KM:503/001
400
211
KM:503/791
211
750
KM:505/311.40
C.L. OF L.C.GATE NO.54
'C' CLASS, MANNED,
NON-INTERLOCKED
GATE LODGE
46COT
KARWAR TUNNEL NO. 80 (2950M)
MANGALURU
(HARWADA - 13.615KM)
UID
UD
1011M
1024M

5. SIGNALLING INSTALLATIONS SUIT TO 25 KV AC.

4. SANDED DEAD END AS PER DRG. NO. RDSO/T-347.

3. TELEPHONE CONNECTION IS PROVIDED BETWEEN S.M.'S OFFICE AND ~~NON- INTERLOCKED~~ INTERLOCKED 'C' CLASS L.C.GATE NO. 52 AT KM : 500/448, L.C.GATE NO. 53 AT KM : 501/641 AND NON- INTERLOCKED 'C' CLASS L.C.GATE NO. 54 AT KM : 502/200.

2. A CO-OPERATIVE RESET BOXES ARE TO BE PROVIDED IN SM'S OFFICE AT KARWAR STATION FOR KARWAR - ASNOTI AND KARWAR - HARWADA SECTION. IN CASE OF FAILURE OF BPAC, THE SYSTEM HAS TO BE RESET DULY ENSURING THE COMPLETE ARRIVAL OF LAST DEALT TRAIN.

1. BLOCK PANELS ALONG WITH UFSBI & BPAC (WITH HASSDAC) ARE TO BE PROVIDED FOR KARWAR - ASNOTI AND KARWAR - HARWADA SECTION.

~~2. DAIDO MAKE FM TYPE SINGLE LINE TOKENLESS BLOCK INSTRUMENT IS PROVIDED SM'S OFFICE FOR SECTION KARWAR - HARWADA~~

~~1. PODANUR MAKE SINGLE LINE TOKENLESS BLOCK INSTRUMENT IS PROVIDED IN SM'S OFFICE FOR SECTION KARWAR - ASNOTI~~

:-

← UP - SIGNAL ASPECT CONTROL CHART

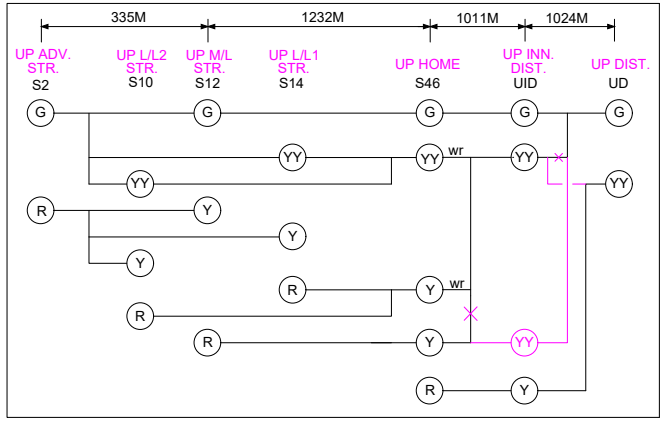
335M
1232M
1011M
1024M
UP ADV. STR.
S2
UP L/L2 STR.
S10
UP M/L STR.
S12
UP L/L1 STR.
S14
UP HOME
S46
UP INN. DIST.
UID
UP DIST.
UD
G
YY
R
Y
wr

wr - WITH ROUTE INDICATOR

| | | | | | | | | |
|---|---|---|---|---|---|---|---|---|
| A | UPDATION OF PLAN AS PER CRS OBSERVATION VIDE LETTER NO.- KRCL/393 DATED 07/08/2020 | 11/09/20 | 11/9/20 | 12/09/2020 | Digitally signed by M M TORASKAR Date: 2020.09.14 11:07:19 +05'30' | D MAGESH<br>Digitally signed by D MAGESH Date: 2020.09.17 11:28:43 +05'30' | Digitally signed by ASHISH APTE Date: 2020.09.17 12:14:47 +05'30' | V. C. SINHA |
| | | पी.ए.नाईक<br>P.A.NAIK<br>क.इंजी.<br>(आरेख)<br>JE(DWG) | पी.एम.वीरकर<br>P.M.VIRKAR<br>जे.टी.ए<br>(आरेख)<br>JTA (DWG) | टी.आर.सावंत<br>T.R.SAWANT<br>व.सेक्शन इंजी.<br>( सि.एवं दू. )<br>SSE (S&T) | एम.एम.तोरसकर<br>M.M.TORASKAR<br>व. सि. एवं दू. सं. इंजी.<br>(डी. एवं डी.)<br>SSTE (D&D) | डी. मगेश<br>D. MAGESH<br>उप मु. सि. एवं दू. सं. इंजी.<br>(समन्वय)<br>DY. CSTE (CO-ORD) | आशीष आपटे<br>ASHISH APTE<br>मुख्य सि. एवं दू. सं. इंजी.<br>CSTE | व्ही. सी. सिन्हा<br>V. C. SINHA<br>मुख्य परिचालन प्रवंधक<br>C.O.M. |
| | विवरण<br>DESCRIPTION | तैयारकर्त्ता<br>PREPARED BY | | जांचकर्त्ता<br>CHECKED BY | | | अनुमोदनकर्त्ता | APPROVED BY |
| परि.<br>ALT. | नविनतम<br>LATEST | आरेख संख्या : के आर/सी ओ/एस जी/डब्ल्यू1/31/एस पी/ए<br>DRG.NO. - KR / CO / SG / W1 / 31 / SP / A | | | | | | |
| | | अनुकूल अभियांत्रिकी नक्शा संख्या : के आर/के डब्ल्यू/टी आर/3-98/आर3<br>TO SUIT ENGG. PLAN NO. - KR / KW / YD / KARWAR / 2018 / 01 / A | | | | | | |

# कोंकण रेलवे कॉर्पोरेशन लिमिटेड - सीओ, बेलापुर
# KONKAN RAILWAY CORPORATION LIMITED - CO, BELAPUR

सादरसेवा

| | | | |
|---|---|---|---|
| अन्तर्पाशन मानक<br>STANDARD OF INTERLOCKING | ~~II(R)~~ III(R) | कारवार क्षेत्र<br>KARWAR REGION | कारवार सिगनलिंग नक्शा<br>KARWAR SIGNALLING PLAN |
| स्टेशन वर्ग<br>CLASS OF STATION | B | | |
| स्केल<br>SCALE | TRANSVERSE - 1 : 500 | आरेख संख्या : के आर/सी ओ/एस जी/डब्ल्यू1/31/एस पी<br>DRG.NO. KR / CO / SG / W1 / 31 / SP | |
| | LONGITUDINAL - 1 : 1000 | अनुकूल अभियांत्रिकी नक्शा संख्या : के आर/के डब्ल्यू/टी आर/3-98/आर3<br>TO SUIT ENGG. PLAN NO. KR / KW / YD / KARWAR / 2018 / 01 / A | |
| रेल संरक्षा आयुक्त मंजूरी संख्या<br>CRS SANCTION NO. | R.12017/1/97/KRC<br>DTD.- 15/05/1997 | सुपरशेडेड आरेख संख्या : के आर/सी ओ/एस जी/ओ एल//31/एस पी<br>SUPERSEDED DRG.NO. KR / CO / SG / OL / 31 / SP | |

| | | | | | | | |
|---|---|---|---|---|---|---|---|
| IN CONNECTION WITH PROVISION OF,<br>1. PHASE-I<br>(i) PROVISION OF BLOCK PANEL ALONG WITH UFSBI & BPAC (WITH HASSDAC)<br>(ii) INTERLOCKING OF L.C. GATE NO. 52 & 53<br>2. PHASE-II<br>(iii) PROVISION OF TOWER WAGON SIDING ON LOOP LINE NO. 2 AT (ROHA END)<br>(iv) CONVERSION OF NON-RE TO RE. | 17/06/2020 | 18/6/20 | 19/06/2020 | 19/06/20 | D MAGESH<br>Digitally signed by D MAGESH Date: 2020.06.22 11:28:39 +05'30' | ASHISH APTE | V. C. SINHA |
| | पी.ए.नाईक<br>P.A.NAIK<br>क.इंजी.<br>(आरेख)<br>JE(DWG) | पी.एम.वीरकर<br>P.M.VIRKAR<br>जे.टी.ए<br>(आरेख)<br>JTA (DWG) | जे.के.दाभोलकर<br>J.K.DABHOLKAR<br>व.सेक्शन इंजी.<br>( सि.एवं दू. )<br>SSE (S&T) | एम.एम.तोरसकर<br>M.M.TORASKAR<br>व. सि. एवं दू. सं. इंजी.<br>(डी. एवं डी.)<br>SSTE (D&D) | डी. मगेश<br>D. MAGESH<br>उप मु. सि. एवं दू. सं. इंजी.<br>(समन्वय)<br>DY. CSTE (CO-ORD) | आशीष आपटे<br>ASHISH APTE<br>मुख्य सि. एवं दू. सं. इंजी.<br>CSTE | व्ही. सी. सिन्हा<br>V. C. SINHA<br>मुख्य परिचालन प्रवंधक<br>C.O.M. |
| विवरण<br>DESCRIPTION | तैयारकर्त्ता<br>PREPARED BY | | जांचकर्त्ता<br>CHECKED BY | | | अनुमोदनकर्त्ता | APPROVED BY |
| संदर्भ<br>REFERENCE | पिछला अभियांत्रिकी नक्शा संख्या : के आर /के डब्ल्यू/टी आर/3-98/आर1, आर2, आर3; के आर /के डब्ल्यू/वाय डी/कारवार/2018/01<br>PREVIOUS ENGG. PLAN NO. - KR / KW / TR / 3-98/R1, R2, R3; KR / KW / YD / KARWAR / 2018 / 01 | | | | | | |
| | पिछला सिगनलिंग नक्शा संख्या : के आर/सी ओ/सी एस टी इ/31/ए, बी, सी, डी, इ, एफ, जी; के आर/सी ओ/एस जी/31/एस पी<br>PREVIOUS SIG. PLAN. NO. KR / CO /CSTE/ KW / 31 / A, B, C, D, E, F, G; KR / CO / SG / 31 / SP | | | | | | |