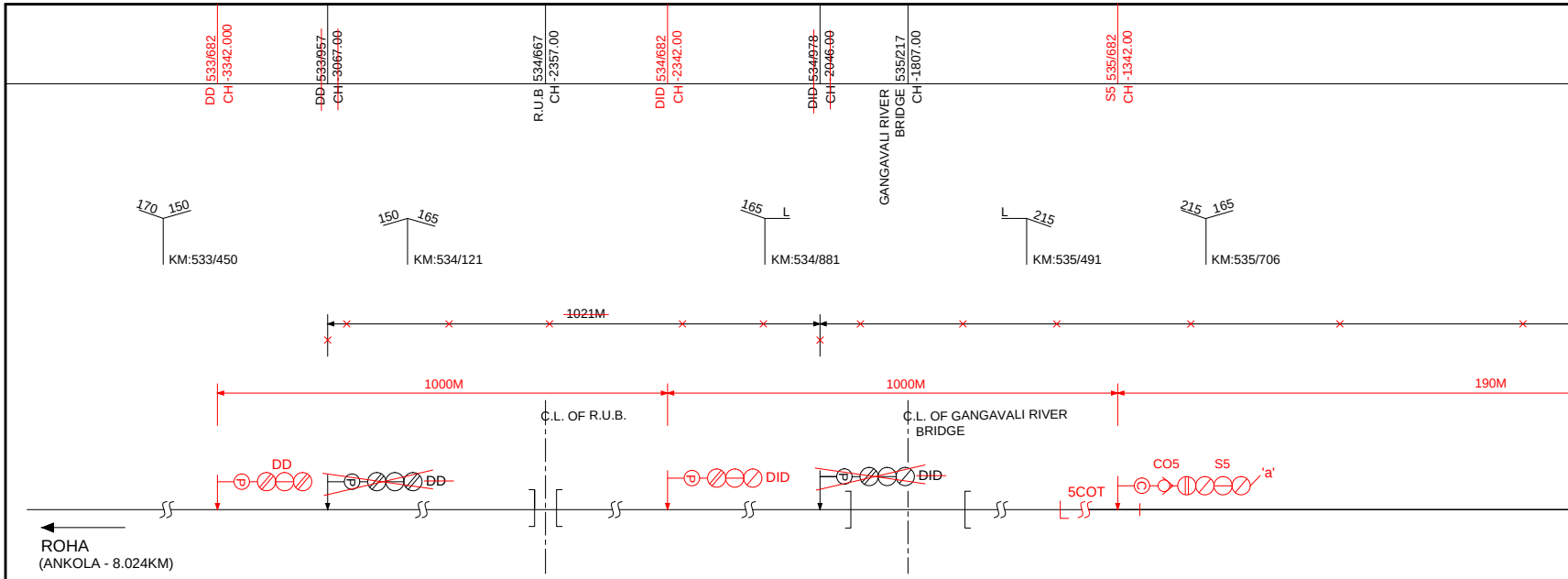
DD 533/682
CH -3342.000
~~DD 533/957~~
~~CH -3067.00~~
R.U.B 534/667
CH -2357.00
DID 534/682
CH -2342.00
~~DID 534/978~~
~~CH -2046.00~~
GANGAVALI RIVER BRIDGE 535/217
CH -1807.00
S5 535/682
CH -1342.00
170 150
KM:533/450
150 165
KM:534/121
165 L
KM:534/881
L 215
KM:535/491
215 165
KM:535/706
~~1021M~~
1000M
1000M
190M
C.L. OF R.U.B.
C.L. OF GANGAVALI RIVER BRIDGE
DD
~~DD~~
DID
~~DID~~
5COT
CO5
S5
'a'
ROHA
(ANKOLA - 8.024KM)

DN - SIGNAL ASPECT CONTROL CHART

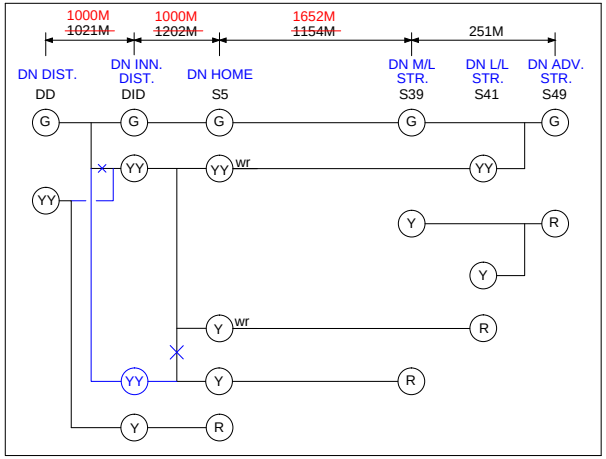
1000M
~~1021M~~
1000M
~~1202M~~
1652M
~~1154M~~
251M
DN DIST.
DD
DN INN. DIST.
DID
DN HOME
S5
DN M/L STR.
S39
DN L/L STR.
S41
DN ADV. STR.
S49
G
YY
Y
R
wr

wr - WITH ROUTE INDICATOR

SR. NO.	POINTS NO.	ANGLE OF T/OUT
1.	103/104	1 IN 12 (C.S.)
2.	115/116	1 IN 12 (C.S.)

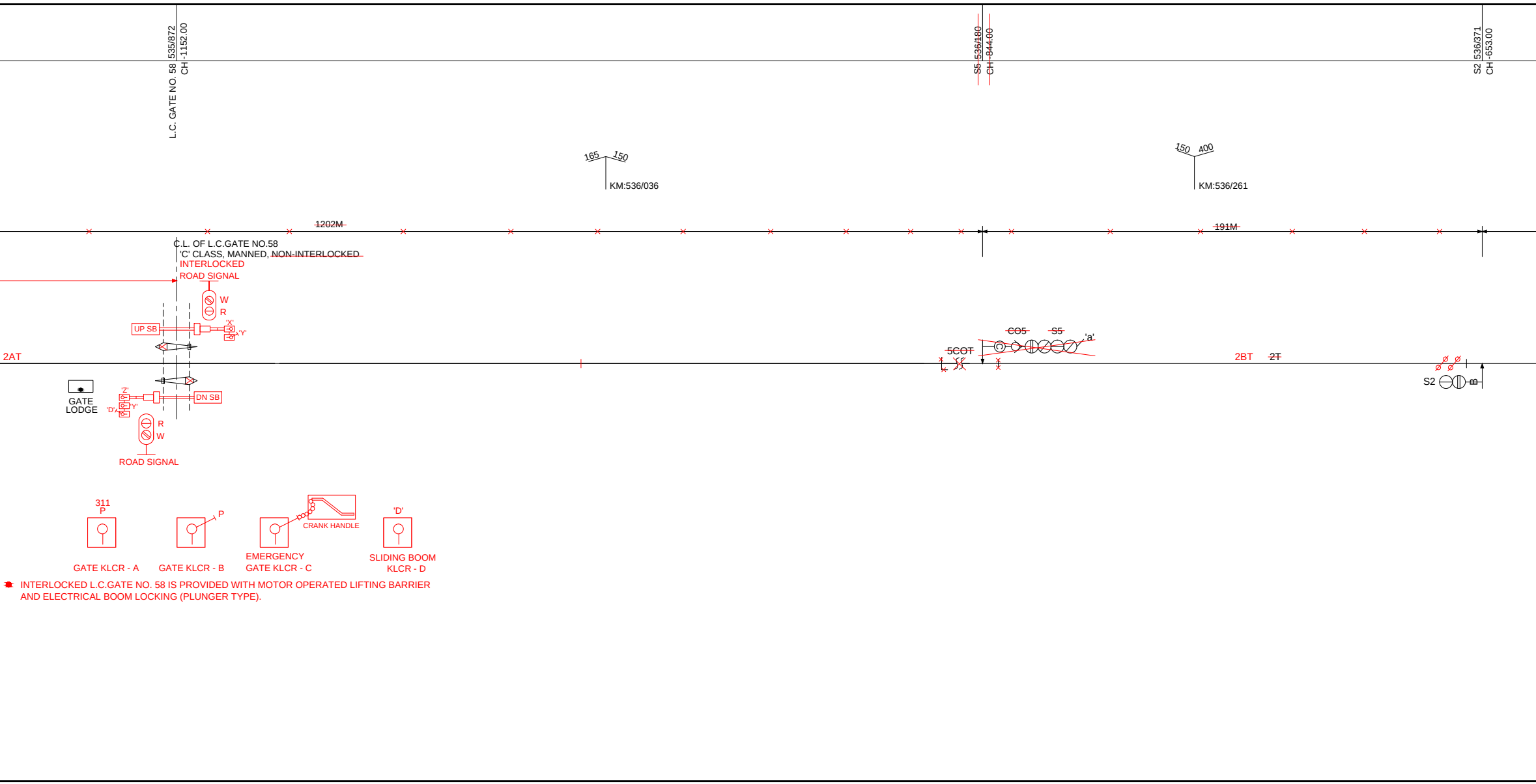

L.C. GATE NO. 58 535/872
CH -1152.00
~~S5 536/180~~
~~CH -844.00~~
S2 536/371
CH -653.00
165
150
KM:536/036
150
400
KM:536/261
~~1202M~~
~~191M~~
C.L. OF L.C.GATE NO.58
'C' CLASS, MANNED, ~~NON-INTERLOCKED~~
INTERLOCKED
ROAD SIGNAL
W
R
UP SB
'X'
'Y'
2AT
GATE LODGE
'Z'
'Y'
'D'
DN SB
R
W
ROAD SIGNAL
~~5COT~~
~~CO5~~
~~S5~~
'a'
2BT
~~2T~~
S2
B
311
P
GATE KLCR - A
P
GATE KLCR - B
CRANK HANDLE
EMERGENCY
GATE KLCR - C
'D'
SLIDING BOOM
KLCR - D

✱ INTERLOCKED L.C.GATE NO. 58 IS PROVIDED WITH MOTOR OPERATED LIFTING BARRIER AND ELECTRICAL BOOM LOCKING (PLUNGER TYPE).

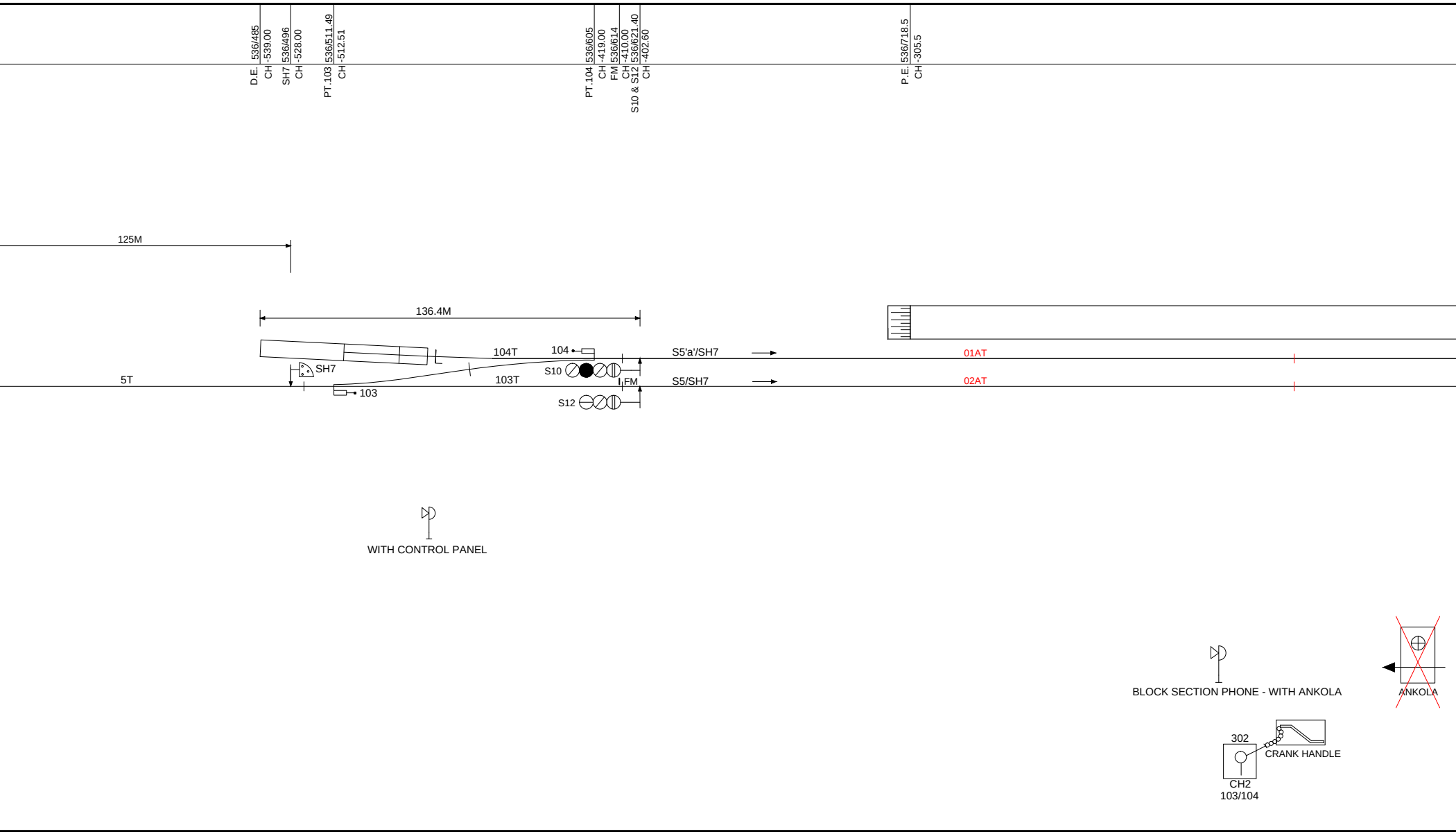
D.E. 536/485
CH -539.00
SH7 536/496
CH -528.00
PT.103 536/511.49
CH -512.51
PT.104 536/605
CH -419.00
FM 536/614
CH -410.00
S10 & S12 536/621.40
CH -402.60
P.E. 536/718.5
CH -305.5
125M
136.4M
104T
104
S5'a'/SH7
01AT
SH7
S10
5T
103T
FM
S5/SH7
02AT
103
S12
WITH CONTROL PANEL
BLOCK SECTION PHONE - WITH ANKOLA
ANKOLA
302
CRANK HANDLE
CH2
103/104

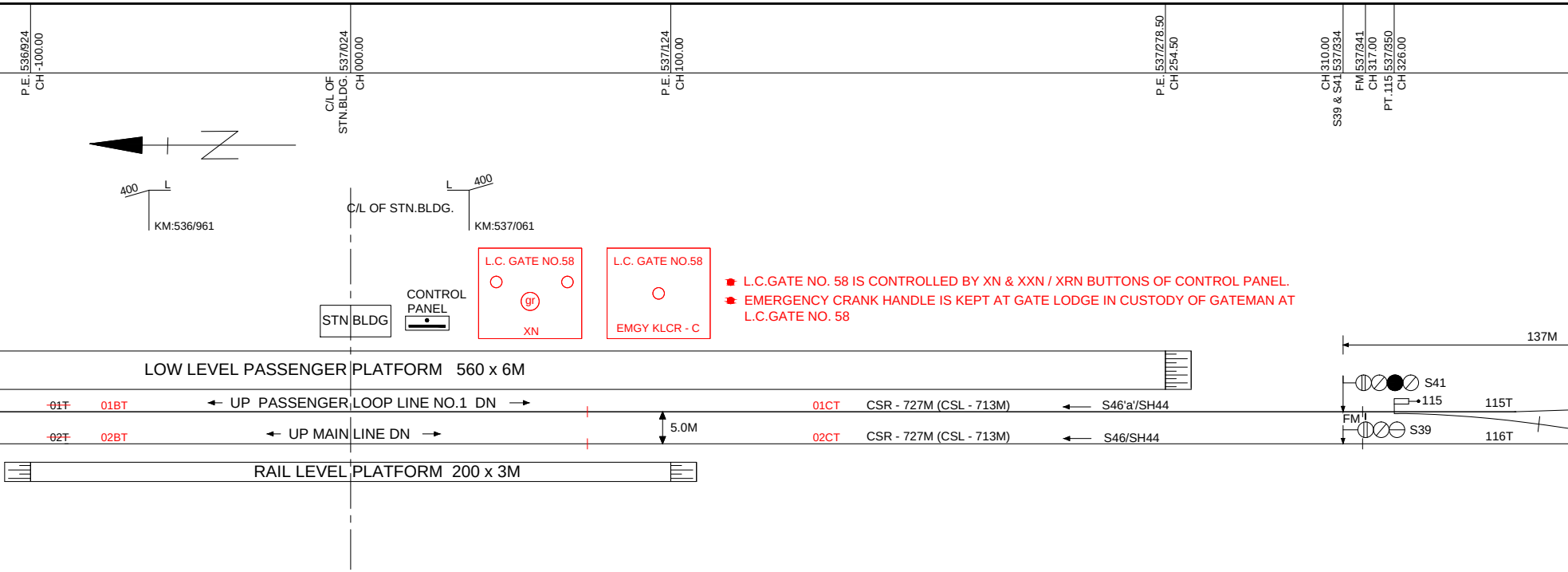
P.E. 536/924
CH -100.00
C/L OF STN.BLDG. 537/024
CH 000.00
P.E. 537/124
CH 100.00
P.E. 537/278.50
CH 254.50
CH 310.00
S39 & S41 537/334
FM 537/341
CH 317.00
PT.115 537/350
CH 326.00
400
L
KM:536/961
C/L OF STN.BLDG.
L
400
KM:537/061
STN BLDG
CONTROL PANEL
L.C. GATE NO.58
gr
XN
L.C. GATE NO.58
EMGY KLCR - C
137M
LOW LEVEL PASSENGER PLATFORM 560 x 6M
~~01T~~ 01BT
UP PASSENGER LOOP LINE NO.1 DN
01CT
CSR - 727M (CSL - 713M)
S46'a'/SH44
S41
115
115T
FM
5.0M
~~02T~~ 02BT
UP MAIN LINE DN
02CT
CSR - 727M (CSL - 713M)
S46/SH44
S39
116T
RAIL LEVEL PLATFORM 200 x 3M

- L.C.GATE NO. 58 IS CONTROLLED BY XN & XXN / XRN BUTTONS OF CONTROL PANEL.
- EMERGENCY CRANK HANDLE IS KEPT AT GATE LODGE IN CUSTODY OF GATEMAN AT L.C.GATE NO. 58

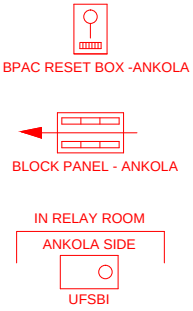
BPAC RESET BOX -ANKOLA
BLOCK PANEL - ANKOLA
IN RELAY ROOM
ANKOLA SIDE
UFSBI

WITH POINTS

PANEL IN SM's OFFICE	
DESCRIPTION	SPARE NUMBERS
SIGNALS 1 TO 50	1,3,4,6,8,9,11,13 TO 38,40,42,43, 45,47,48,50.
POINTS 101 TO 120	101,102,105 TO 114,117 TO 120.
CONTROLS 301 TO ~~310~~ 315	301,303 TO 307,309,310,~~311~~ 312 TO 315

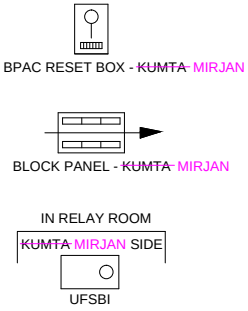
BPAC RESET BOX - ~~KUMTA~~ MIRJAN
BLOCK PANEL - ~~KUMTA~~ MIRJAN
IN RELAY ROOM
~~KUMTA~~ MIRJAN SIDE
UFSBI

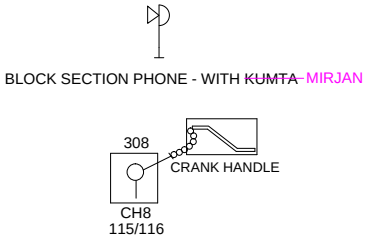
BLOCK SECTION PHONE - WITH ~~KUMTA~~ MIRJAN
308
CRANK HANDLE
CH8
115/116

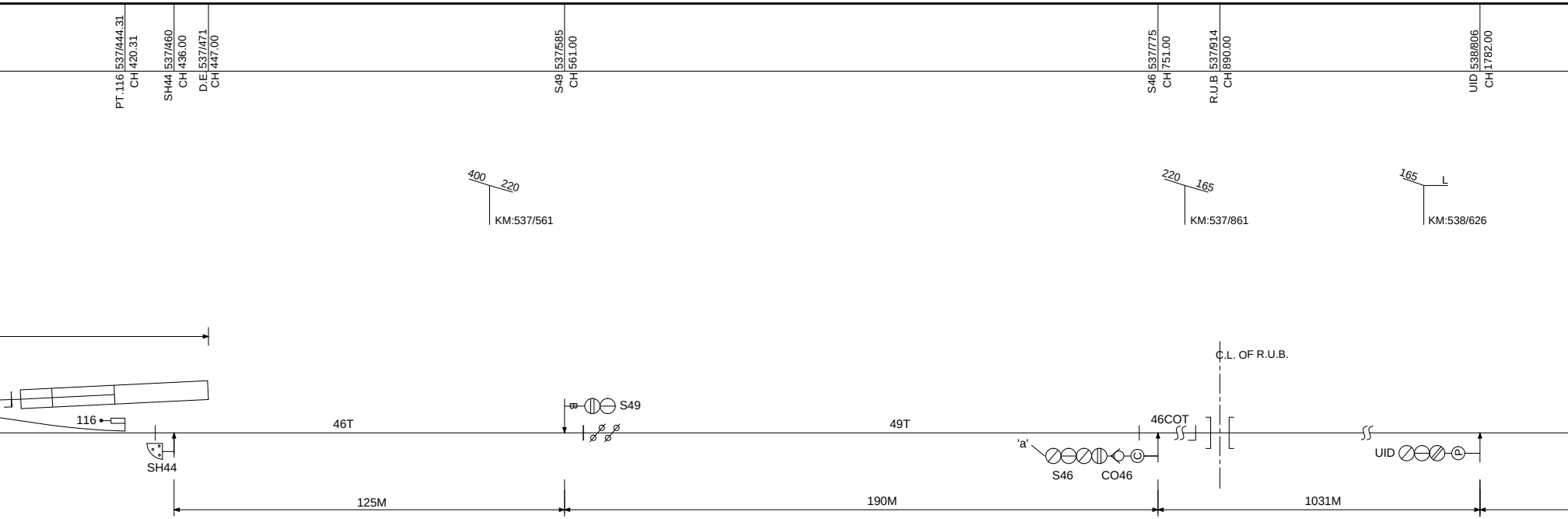
PT.116 537/444.31
CH 420.31
SH44 537/460
CH 436.00
D.E. 537/471
CH 447.00
S49 537/585
CH 561.00
S46 537/775
CH 751.00
R.U.B 537/914
CH 890.00
UID 538/806
CH 1782.00
400
220
KM:537/561
220
165
KM:537/861
165
L
KM:538/626
C.L. OF R.U.B.
116
SH44
46T
S49
49T
46COT
'a'
S46
CO46
UID
125M
190M
1031M

WITH CONTROL PANEL

NOTE :-

7. SIGNALLING INSTALLATIONS SUIT TO 25 KV AC.

6. A CO-OPERATIVE RESET BOX IS TO BE PROVIDED IN SM'S OFFICE AT GOKARNA ROAD STATION FOR GOKARNA ROAD - ANKOLA SECTION. IN CASE OF FAILURE OF BPAC, THE SYSTEM HAS TO BE RESET DULY ENSURING THE COMPLETE ARRIVAL OF LAST DEALT TRAIN.

5. BLOCK PANEL ALONG WITH UFSBI & BPAC (WITH HASSDAC) IS TO BE PROVIDED FOR GOKARNA ROAD - ANKOLA SECTION.

4. SANDED DEAD END AS PER DRG. NO. RDSO/T-347.

3. TELEPHONE CONNECTION IS PROVIDED BETWEEN S.M.'S OFFICE AND ~~NON-INTERLOCKED~~ INTERLOCKED 'C' CLASS L.C.GATE NO. 58 AT KM : 535/872, NON-INTERLOCKED L.C.GATE NO. 59 AT KM : 541/054 ~~AND~~ ~~L.C.GATE NO. 60 AT KM : 546/845.~~

2. A CO-OPERATIVE RESET BOX IS PROVIDED IN SM'S OFFICE AT GOKARNA ROAD STATION FOR GOKARNA ROAD - ~~KUMTA~~ MIRJAN SECTION IN CASE OF FAILURE OF BPAC, THE SYSTEM HAS TO BE RESET DULY ENSURING THE COMPLETE ARRIVAL OF LAST DEALT TRAIN.

1. BLOCK PANEL ALONG WITH UFSBI & BPAC (WITH HASSDAC) IS PROVIDED FOR GOKARNA ROAD - ~~KUMTA~~ MIRJAN SECTION

~~1. PODANUR MAKE SINGLE LINE TOKENLESS BLOCK INSTRUMENT IS PROVIDED IN SM'S OFFICE FOR SECTION GOKARNA ROAD - ANKOLA~~

SR. NO.	DESCRIPTION	REFERENCE TO APPLICATION	REFERENCE TO SANCTION
2.	AS PER S.E.M. PARA 7.19.5(d) CALLING ON SIGNAL PLACED BELOW FIRST STOP SIGNAL MAY NOT DETECT POINTS IN THE OVERLAP	KR/CO/SG/W/ Addl.stns. DTD. 29/3/2000	KRCL/9/2000-2001 DTD. 11/08/2000
1.	RECKONING THE ADEQUATE DISTANCE UNDER THE PROVISION OF G.R.3.40 : (ii) FOR THE RECEPTION OF DOWN TRAIN ON LOOP LINE NO.1 FROM THE STARTER NO. 41 TO THE SANDED DEAD END WITH POINT NO. 115/116 NORMAL. (i) FOR THE RECEPTION OF AN UP TRAIN ON LOOP LINE NO.1 FROM THE STARTER NO.S10 TO THE SANDED DEAD END WITH POINT NO. 103/104 NORMAL.		

NATURE OF APPROVAL

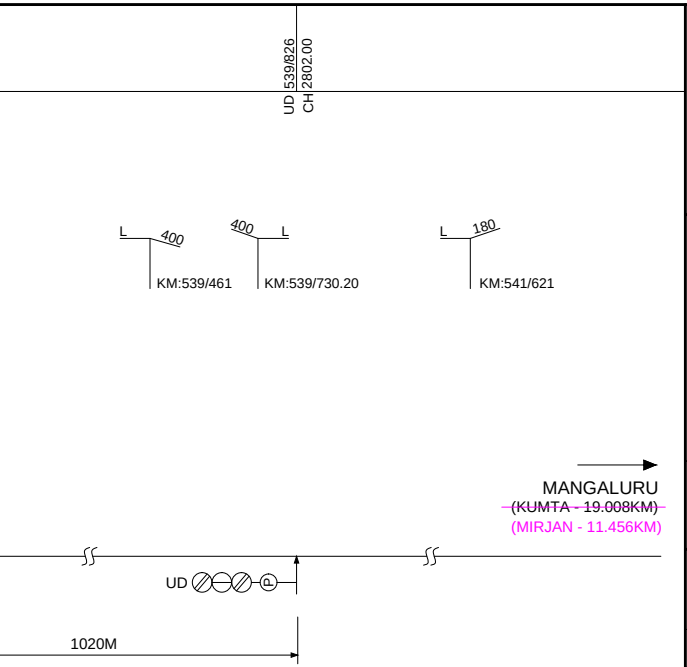
UD 539/826
CH 2802.00
L
400
400
L
L
180
KM:539/461
KM:539/730.20
KM:541/621
MANGALURU
~~(KUMTA - 19.008KM)~~
(MIRJAN - 11.456KM)
UD
P
1020M

UP - SIGNAL ASPECT CONTROL CHART

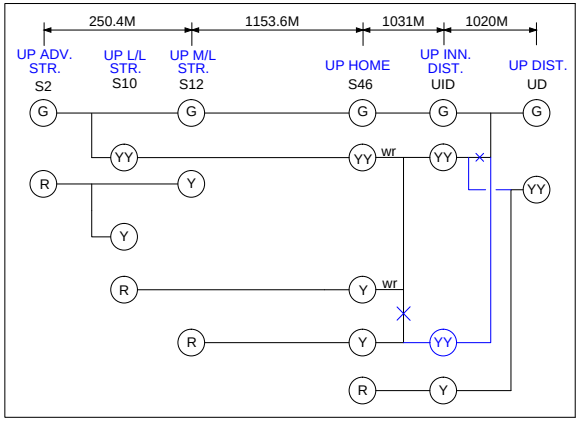
250.4M
1153.6M
1031M
1020M
UP ADV. STR.
S2
UP L/L STR.
S10
UP M/L STR.
S12
UP HOME
S46
UP INN. DIST.
UID
UP DIST.
UD
G
YY
R
Y
wr

wr - WITH ROUTE INDICATOR

B	IN CONNECTION WITH PROVISION OF NEW CROSSING STATION - MIRJAN IN BETWEEN KUMTA AND GOKARNA ROAD STATIONS.	13/11/20	13/11/20	16/11/2020	Digitally signed by M M TORASKAR Date: 2020.11.17 17:38:08 +05'30'	D MAGESH Digitally signed by D MAGESH Date: 2020.11.18 17:41:19 +05'30'	Digitally signed by ASHISH APTE Date: 2020.11.19 16:02:11 +05'30'	V. C. SINHA
		P.A.NAIK JE(DWG)	P.M.VIRKAR JTA (DWG)	T.R.SAWANT SSE (S&T)	M.M.TORASKAR SSTE (D&D)	D. MAGESH DY. CSTE (CO-ORD)	ASHISH APTE CSTE	V. C. SINHA C.O.M.

नविनतम LATEST	आरेख संख्या : के आर/सी ओ/एस जी/डब्ल्यू**3/27**/एस पी/बी DRG.NO. - KR / CO / SG / W3 / 27 / SP / B
	अनुकूल अभियांत्रिकी नक्शा संख्या : के आर/के डब्ल्यू/टी आर/**6-98**/आर4 TO SUIT ENGG. PLAN NO. - KR / KW / TR / 6 - 98 / R4

A	UPDATION OF PLAN AS PER CRS OBSERVATION VIDE LETTER NO.- KRCL/393 DATED 07/08/2020	11/09/20	12/9/20	14/09/2020	Digitally signed by M M TORASKAR Date: 2020.09.15 14:19:06 +05'30'	D MAGESH Digitally signed by D MAGESH Date: 2020.09.17 09:46:15 +05'30'	Digitally signed by ASHISH APTE Date: 2020.09.17 12:06:41 +05'30'	V. C. SINHA
		पी.ए.नाईक P.A.NAIK क.इंजी. (आरेख) JE(DWG)	पी.एम.वीरकर P.M.VIRKAR जे.टी.ए (आरेख) JTA (DWG)	टी.आर.सावंत T.R.SAWANT व.सेक्शन इंजी. (सि.एवं दू.) SSE (S&T)	एम.एम.तोरसकर M.M.TORASKAR व. सि. एवं दू. सं. इंजी. (डी. एवं डी.) SSTE (D&D)	डी. मगेश D. MAGESH उप मु. सि. एवं दू. सं. इंजी. (समन्वय) DY. CSTE (CO-ORD)	आशीष आपटे ASHISH APTE मुख्य सि. एवं दू. सं. इंजी. CSTE	व्ही. सी. सिन्हा V. C. SINHA मुख्य परिचालन प्रबंधक C.O.M.
	विवरण DESCRIPTION	तैयारकर्ता PREPARED BY		जांचकर्ता CHECKED BY			अनुमोदनकर्ता APPROVED BY	

परि. ALT.	नविनतम LATEST	आरेख संख्या : के आर/सी ओ/एस जी/डब्ल्यू**3/27**/एस पी/ए DRG.NO. - KR / CO / SG / W3 / 27 / SP / A
		अनुकूल अभियांत्रिकी नक्शा संख्या : के आर/के डब्ल्यू/टी आर/**6-98**/आर3 TO SUIT ENGG. PLAN NO. - KR / KW / TR / 6 - 98 / R3

कोंकण रेलवे कॉर्पोरेशन लिमिटेड - सीओ, बेलापुर
KONKAN RAILWAY CORPORATION LIMITED - CO, BELAPUR

सादरसेवा

अन्तर्पाशन मानक STANDARD OF INTERLOCKING	~~II(R)~~ III(R)	कारवार क्षेत्र KARWAR REGION	गोकर्ण-रोड सिगनलिंग नक्शा GOKARNA - ROAD SIGNALLING PLAN
स्टेशन वर्ग CLASS OF STATION	B		

स्केल SCALE	TRANSVERSE - 1 : 500	आरेख संख्या : के आर/सी ओ/एस जी/डब्ल्यू**3/27**/एस पी DRG.NO. - KR / CO / SG / W3 / 27 / SP
	LONGITUDINAL - 1 : 1000	अनुकूल अभियांत्रिकी नक्शा संख्या : के आर/के डब्ल्यू/टी आर/**6-98**/आर3 TO SUIT ENGG. PLAN NO. - KR / KW / TR / 6 - 98 / R3
रेल संरक्षा आयुक्त मंजूरी संख्या CRS SANCTION NO.	KRCL/8/2000-2001, DTD.- 11/08/2000	सुपरशेडेड आरेख संख्या : के आर/सी ओ/एस जी/डब्ल्यू**2/27**/एस पी SUPERSEDED DRG. NO. - KR / CO / SG / W2 / 27 / SP

IN CONNECTION WITH, 1. COMPLETION DRAWING FOR BLOCK PANEL ALONG WITH UFSBI & BPAC (WITH HASSDAC) FOR GOKARNARD. - KUMTA SECTION. 2 .PROVISION OF (i) INTERLOCKING OF LC GATE NO. 58 (ii) BLOCK PANEL ALONG WITH UFSBI & BPAC (WITH HASSDAC) FOR GOKARNA RD. - ANKOLA SECTION (iii) CONVERSION OF NON-RE TO RE.	14/06/2020	15/6/20	16/06/2020	16/06/20	D MAGESH Digitally signed by D MAGESH Date: 2020.06.17 11:09:31 +05'30'	ASHISH APTE	V. C. SINHA
	पी.ए.नाईक P.A.NAIK क.इंजी. (आरेख) JE(DWG)	पी.एम.वीरकर P.M.VIRKAR जे.टी.ए (आरेख) JTA (DWG)	जे.के.दाभोलकर J.K.DABHOLKAR व.सेक्शन इंजी. (सि.एवं दू.) SSE (S&T)	एम.एम.तोरसकर M.M.TORASKAR व. सि. एवं दू. सं. इंजी. (डी. एवं डी.) SSTE (D&D)	डी. मगेश D. MAGESH उप मु. सि. एवं दू. सं. इंजी. (समन्वय) DY. CSTE (CO-ORD)	आशीष आपटे ASHISH APTE मुख्य सि. एवं दू. सं. इंजी. CSTE	व्ही. सी. सिन्हा V. C. SINHA मुख्य परिचालन प्रबंधक C.O.M.
विवरण DESCRIPTION	तैयारकर्ता PREPARED BY		जांचकर्ता CHECKED BY			अनुमोदनकर्ता APPROVED BY	

संदर्भ REFERENCE	PREVIOUS ENGG. PLAN NO. - KR / KW / TR / 6 - 98 / R1, R2
	PREVIOUS SIG. PLAN. NO. KR / CO / CSTE / KW / 27 / A, B; KR / CO / SG / W1 / 27 / SP / R1