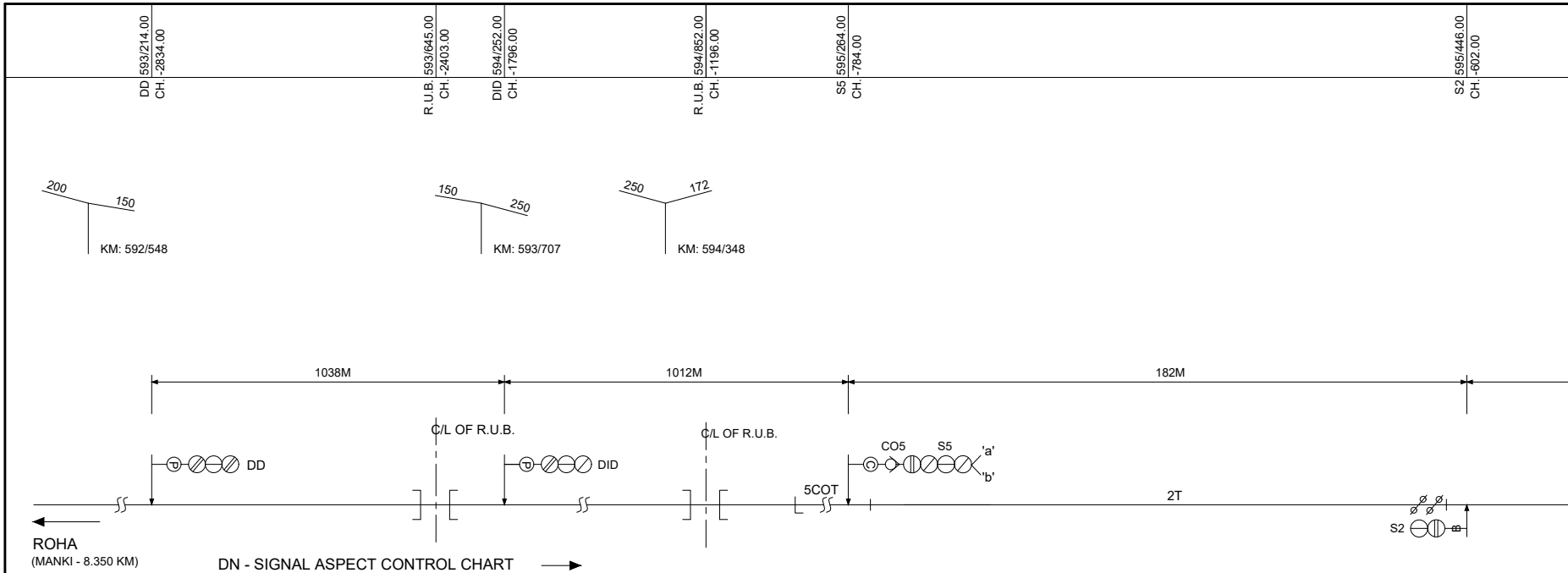
DD 593/214.00
CH.-2834.00
R.U.B. 593/645.00
CH.-2403.00
DID 594/252.00
CH.-1796.00
R.U.B. 594/852.00
CH.-1196.00
S5 595/264.00
CH.-784.00
S2 595/446.00
CH.-602.00
200
150
KM: 592/548
150
250
KM: 593/707
250
172
KM: 594/348
1038M
1012M
182M
C/L OF R.U.B.
DD
DID
C/L OF R.U.B.
CO5
S5
'a'
'b'
5COT
2T
S2
ROHA
(MANKI - 8.350 KM)

DN - SIGNAL ASPECT CONTROL CHART →

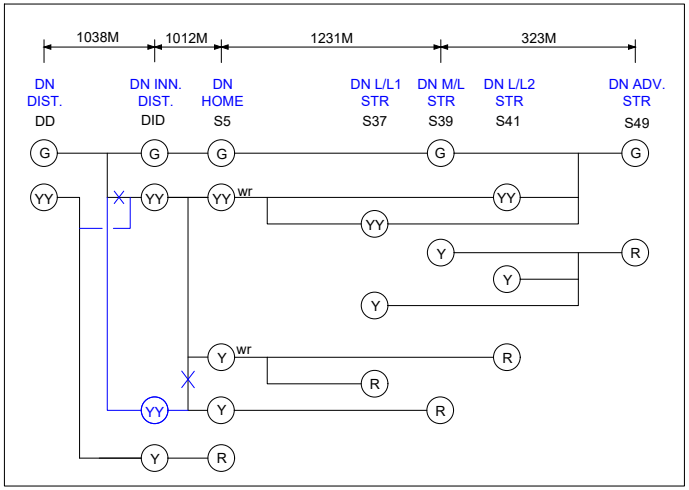
1038M
1012M
1231M
323M
DN
DIST.
DD
DN INN.
DIST.
DID
DN
HOME
S5
DN L/L1
STR
S37
DN M/L
STR
S39
DN L/L2
STR
S41
DN ADV.
STR
S49
G
YY
wr
Y
R

wr - WITH ROUTE INDICATOR

SR. NO.	POINTS NO.	ANGLE OF T/OUT
1.	101/102	1 IN 12 (C.S.)
2.	103/104	1 IN 12 (C.S.)
3.	107	D.S.
4.	114	D.S.
5.	115/116	1 IN 12 (C.S.)
6.	117	D.S.
7.	119/120	1 IN 12 (C.S.)

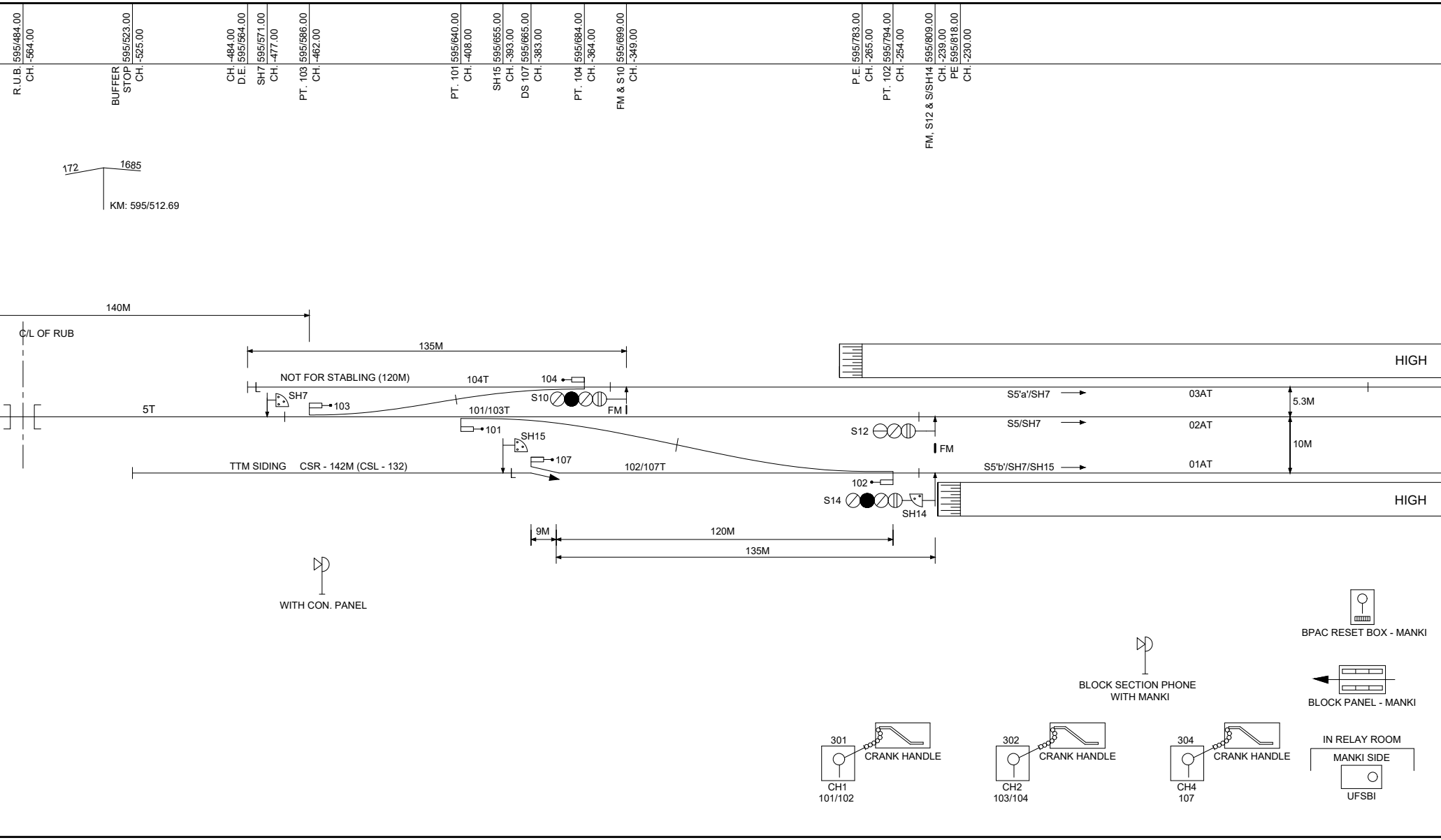
R.U.B. 595/484.00
CH. -564.00
BUFFER
STOP 595/523.00
CH. -525.00
CH. -484.00
D.E. 595/564.00
SH7 595/571.00
CH. -477.00
PT. 103 595/586.00
CH. -462.00
PT. 101 595/640.00
CH. -408.00
SH15 595/655.00
CH. -393.00
DS 107 595/665.00
CH. -383.00
PT. 104 595/684.00
CH. -364.00
FM & S10 595/699.00
CH. -349.00
P.E. 595/783.00
CH. -265.00
PT. 102 595/794.00
CH. -254.00
FM, S12 & S/SH14 595/809.00
CH. -239.00
PE 595/818.00
CH. -230.00
172
1685
KM: 595/512.69
140M
C/L OF RUB
135M
HIGH
NOT FOR STABLING (120M)
104T
104
SH7
103
S10
FM
5T
101/103T
101
SH15
107
S5'a'/SH7
03AT
5.3M
S5/SH7
02AT
S12
FM
10M
TTM SIDING CSR - 142M (CSL - 132)
102/107T
S5'b'/SH7/SH15
01AT
102
S14
SH14
HIGH
9M
120M
135M
WITH CON. PANEL
BPAC RESET BOX - MANKI
BLOCK SECTION PHONE
WITH MANKI
BLOCK PANEL - MANKI
301
CRANK HANDLE
CH1
101/102
302
CRANK HANDLE
CH2
103/104
304
CRANK HANDLE
CH4
107
IN RELAY ROOM
MANKI SIDE
UFSBI

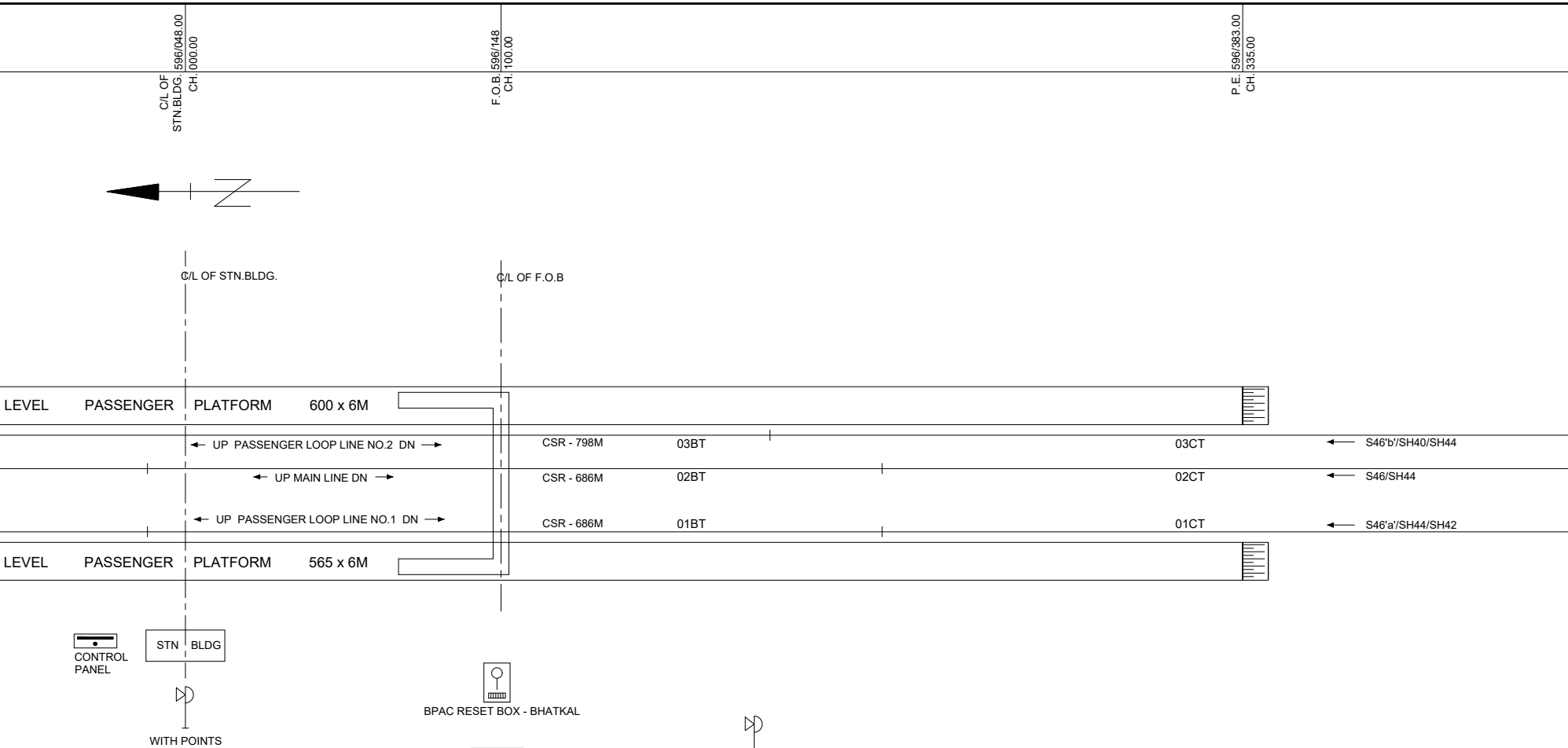

C/L OF STN.BLDG. 596/048.00
CH. 000.00
F.O.B. 596/148
CH. 100.00
P.E. 596/383.00
CH. 335.00
C/L OF STN.BLDG.
C/L OF F.O.B
LEVEL PASSENGER PLATFORM 600 x 6M
← UP PASSENGER LOOP LINE NO.2 DN →
CSR - 798M
03BT
03CT
S46'b'/SH40/SH44
← UP MAIN LINE DN →
CSR - 686M
02BT
02CT
S46/SH44
← UP PASSENGER LOOP LINE NO.1 DN →
CSR - 686M
01BT
01CT
S46'a'/SH44/SH42
LEVEL PASSENGER PLATFORM 565 x 6M
CONTROL PANEL
STN BLDG
WITH POINTS
BPAC RESET BOX - BHATKAL
BLOCK SECTION PHONE WITH BHATKAL

PANEL IN SM's OFFICE	
DESCRIPTION	SPARE NUMBERS
SIGNALS 1 TO 50	1, 3, 4, 6, 8, 9, 11, 13, 16 TO 36, 38, 43, 45, 47, 48, 50.
POINTS 101 TO 120	105, 106, 108, 118
CONTROLS 301 TO 310	303, 305, 306

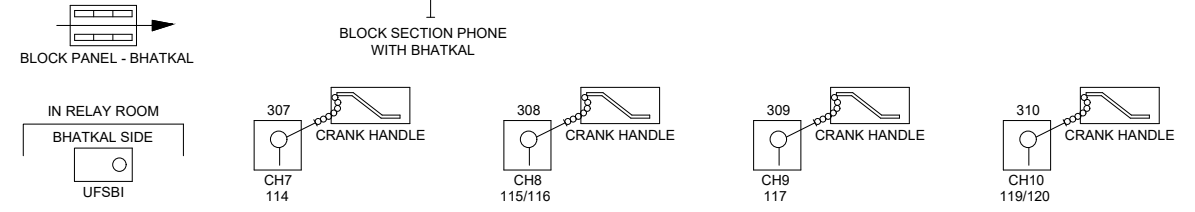

BLOCK PANEL - BHATKAL
IN RELAY ROOM
BHATKAL SIDE
UFSBI
307
CRANK HANDLE
CH7
114
308
CRANK HANDLE
CH8
115/116
309
CRANK HANDLE
CH9
117
310
CRANK HANDLE
CH10
119/120

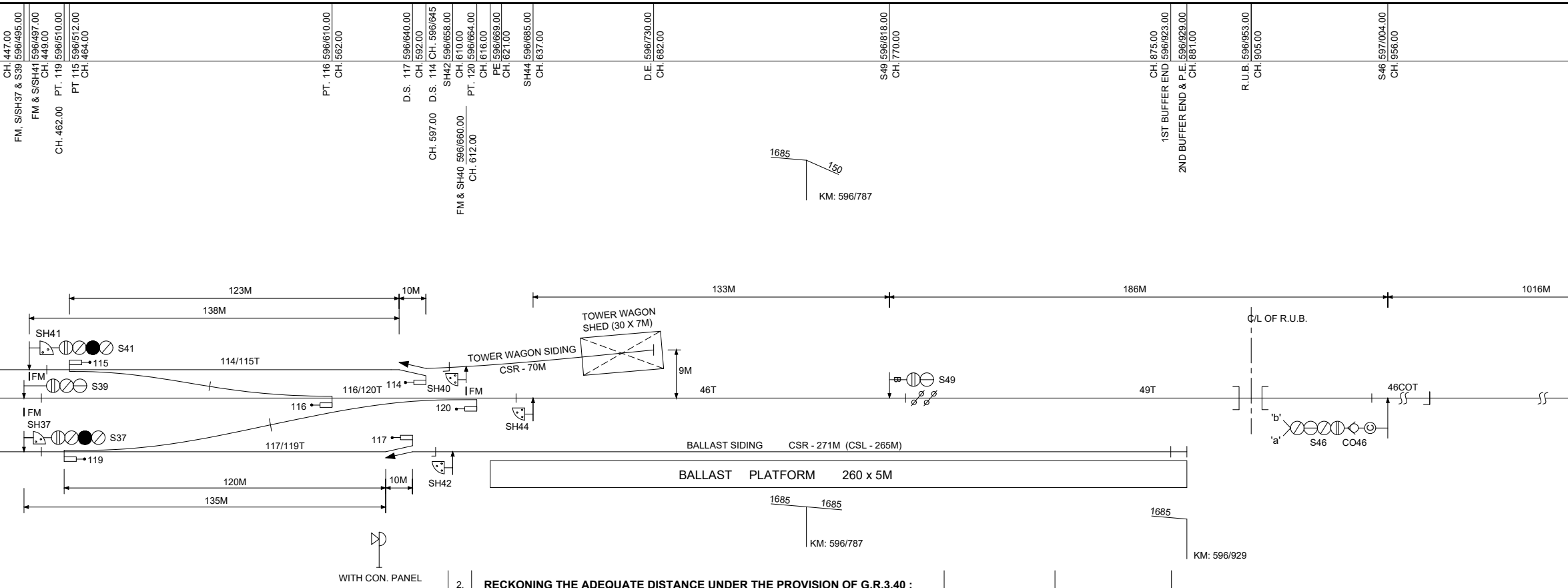
FM, S/SH37 & S39 CH. 447.00 596/495.00
FM & S/SH41 CH. 449.00 596/497.00
PT. 119 CH. 462.00 596/510.00
PT 115 CH. 464.00 596/512.00
PT. 116 CH. 562.00 596/610.00
D.S. 117 CH. 592.00 596/640.00
D.S. 114 CH. 597.00 CH. 596/645
SH42 CH. 610.00 596/658.00
FM & SH40 596/660.00 CH. 612.00
PT. 120 CH. 616.00 596/664.00
PE CH. 621.00 596/669.00
SH44 CH. 637.00 596/685.00
D.E. CH. 682.00 596/730.00
S49 CH. 770.00 596/818.00
1ST BUFFER END CH. 875.00 596/923.00
2ND BUFFER END & P.E. CH. 881.00 596/929.00
R.U.B. CH. 905.00 596/953.00
S46 CH. 956.00 597/004.00
1685
150
KM: 596/787
123M
10M
138M
133M
186M
1016M
SH41
S41
115
114/115T
FM
S39
116/120T
114
SH40
FM
TOWER WAGON SIDING
CSR - 70M
TOWER WAGON
SHED (30 X 7M)
9M
46T
S49
49T
C/L OF R.U.B.
46COT
'b'
'a'
S46
CO46
116
120
FM
SH37
S37
SH44
117/119T
117
119
BALLAST SIDING
CSR - 271M (CSL - 265M)
SH42
BALLAST PLATFORM 260 x 5M
120M
10M
135M
1685
1685
KM: 596/787
1685
KM: 596/929
WITH CON. PANEL

SR. NO.	DESCRIPTION	REFERENCE TO APPLICATION	REFERENCE TO SANCTION
2.	**RECKONING THE ADEQUATE DISTANCE UNDER THE PROVISION OF G.R.3.40 :** (iv) FOR THE RECEPTION OF DOWN TRAIN ON LOOP LINE NO.2 FROM THE STARTER NO. S41 TO THE TOWER WAGON SIDING END WITH POINT NO.115/116 NORMAL AND DERAIL SWITCH NO. 114 KEPT OPEN. (iii) FOR THE RECEPTION OF AN UP TRAIN ON LOOP LINE NO.2 FROM THE STARTER NO. S10 TO THE DEAD END WITH POINT NO. 103/104 NORMAL.	KR/CO/SG/CRS DTD. - 25.06.2018	KRCL/25/2018-19 DTD. - 06/07/2018
1.	**RECKONING THE ADEQUATE DISTANCE UNDER THE PROVISION OF G.R.3.40 :** (ii) FOR THE RECEPTION OF DOWN TRAIN ON LOOP LINE NO.1 FROM THE STARTER NO. S37 TO THE BALLAST SIDING END WITH POINT NO. 119/120 NORMAL AND DERAIL SWITCH NO. 117 KEPT OPEN. (i) FOR THE RECEPTION OF AN UP TRAIN ON LOOP LINE NO.1 FROM THE STARTER NO. S14 TO THE TTM SIDING END WITH POINT NO. 101/102 NORMAL AND DERAIL SWITCH NO. 107 KEPT OPEN		

NATURE OF APPROVAL

3. SIGNALLING INSTALLATIONS SUIT TO 25 KV AC.

2. A CO-OPERATIVE RESET BOXES ARE PROVIDED IN SM'S ROOM AT
STATION FOR MURDESHWAR - MANKI AND MURDESHWAR - BHAT
IN CASE OF FAILURE OF BPAC, THE SYSTEM HAS TO BE RESET D
COMPLETE ARRIVAL OF LAST DEALT TRAIN.

NOTE :- 1. BLOCK PANELS ALONG WITH UFSBI & BPAC (WITH HASSDAC) ARE
FOR MURDESHWAR - MANKI AND MURDESHWAR - BHATKAL SECT

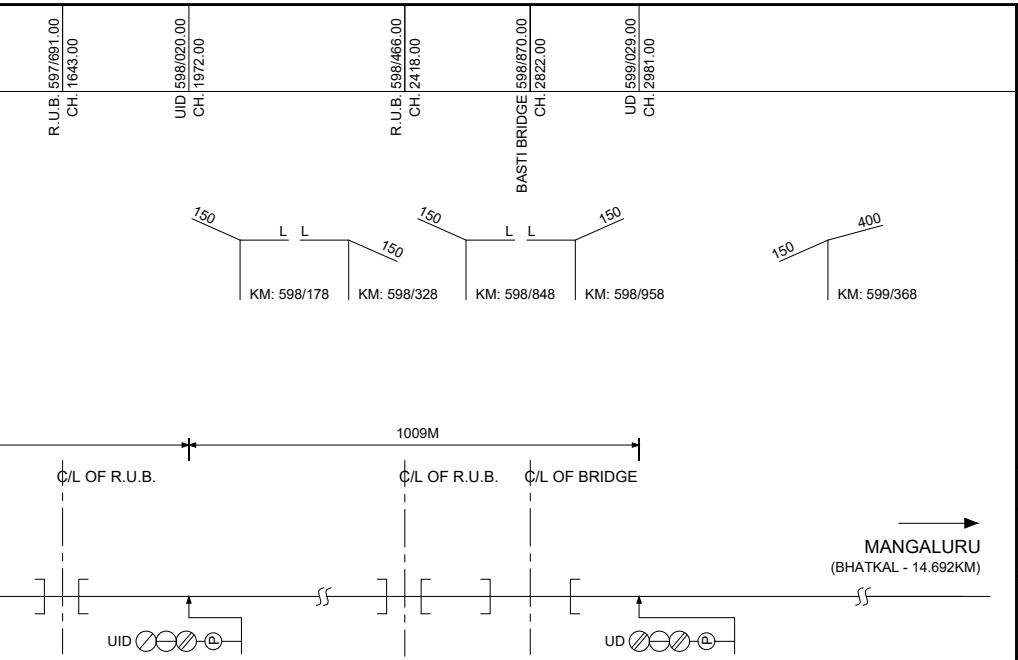
R.U.B. 597/691.00
CH. 1643.00
UID 598/020.00
CH. 1972.00
R.U.B. 598/466.00
CH. 2418.00
BASTI BRIDGE 598/870.00
CH. 2822.00
UD 599/029.00
CH. 2981.00
150
L L
150
KM: 598/178
KM: 598/328
150
L L
150
KM: 598/848
KM: 598/958
150
400
KM: 599/368
1009M
C/L OF R.U.B.
C/L OF R.U.B.
C/L OF BRIDGE
MANGALURU
(BHATKAL - 14.692KM)
UID
UD

UP - SIGNAL ASPECT CONTROL CHART

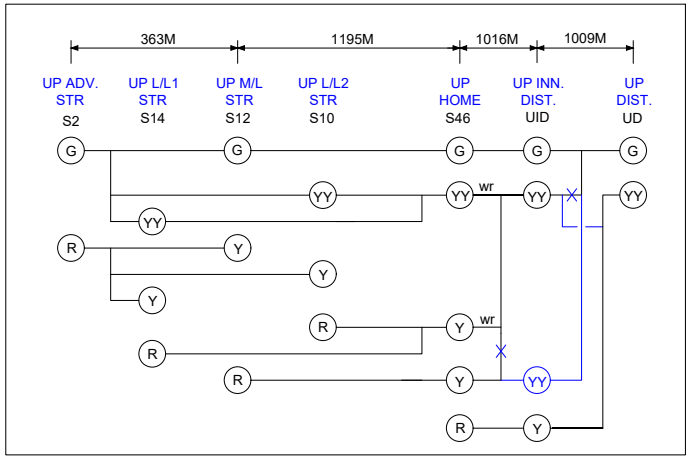
363M
1195M
1016M
1009M
UP ADV. STR S2
UP L/L1 STR S14
UP M/L STR S12
UP L/L2 STR S10
UP HOME S46
UP INN. DIST. UID
UP DIST. UD
G
YY
R
Y
wr
X

wr - WITH ROUTE INDICATOR

T MURDESHWAR
KAL SECTION.
ULY ENSURING THE

PROVIDED
ION.

परि. ALT.	विवरण DESCRIPTION	तैयारकर्त्ता PREPARED BY		जांचकर्त्ता CHECKED BY			अनुमोदनकर्त्ता APPROVED BY	
A.	IN CONNECTION WITH, UPDATION OF PLAN AS PER THE OBSERVATION OF CRS VIDE LETTER NO.- KRCL/393 DATED 07/08/2020	12/09/2020 एन.पी.बैकर N.P.BAIKAR जे.टी.ए (आरेख) JTA (DWG)	12/9/20 पी.एम.वीरकर P.M.VIRKAR जे.टी.ए (आरेख) JTA (DWG)	14/09/2020 टी.आर.सावंत T.R.SAWANT व.सेक्शन इंजी. (सि.एवं दू.) SSE (S&T)	Digitally signed by M M TORASKAR Date: 2020.09.16 17:42:11 +05'30' एम.एम.तोरसकर M.M.TORASKAR व. सि. एवं दू. सं. इंजी. (डी. एवं डी.) SSTE (D&D)	D MAGESH Digitally signed by D MAGESH Date: 2020.09.17 09:41:55 +05'30' डी. मगेश D. MAGESH उप मु. सि. एवं दू. सं. इंजी. (समन्वय) DY. CSTE (CO-ORD)	Digitally signed by ASHISH APTE Date: 2020.09.17 11:58:13 +05'30' आशीष आपटे ASHISH APTE मुख्य सि. एवं दू. सं. इंजी. CSTE	V. C. SINHA Digitally signed by V. C. SINHA Date: 2020.09.17 15:44:44 +05'30' व्ही. सी. सिन्हा V. C. SINHA मुख्य परिचालन प्रवंधक C.O.M.

नविनतम LATEST	SIG. DRG. NO. - KR / CO / SG / W3 / 20 / SP / A ENGG. PLAN NO. - KR / KW / TR / 15 - 92 / R10 / A

कोंकण रेलवे कॉर्पोरेशन लिमिटेड - सीओ, बेलापुर
KONKAN RAILWAY CORPORATION LIMITED - CO, BELAPUR

सादरसेवा

अन्तर्पाशन मानक STANDARD OF INTERLOCKING	III(R)	कारवार क्षेत्र KARWAR REGION	मुर्डेश्वर सिगनलिंग नक्शा MURDESHWAR SIGNALLING PLAN
स्टेशन वर्ग CLASS OF STATION	B		

स्केल SCALE	TRANSVERSE - 1 : 500	आरेख संख्या : के आर/सी ओ/एस जी/डब्लू3/20/एस पी DRG. NO. - KR / CO / SG / W3 / 20 / SP
	LONGITUDINAL - 1 : 1000	अनुकूल अभियांत्रिकी नक्शा संख्या : के आर/के डब्लु/टी आर/15-92/आर10/ए TO SUIT ENGG. PLAN NO. - KR / KW / TR / 15 - 92 / R10 / A
रेल संरक्षा आयुक्त मंजूरी संख्या CRS SANCTION NO.	KRCL/31/2018-19 DTD. 24.01.2019 (L/L NO. 2 AND TWS - MAQ END)	सुपरशेडेड आरेख संख्या : के आर/सी ओ/एस जी/डब्लू/20/एस पी/ए SUPERSEDED DRG. NO. - KR / CO / SG / W / 20 / SP / A

विवरण DESCRIPTION	तैयारकर्त्ता PREPARED BY		जांचकर्त्ता CHECKED BY			अनुमोदनकर्त्ता APPROVED BY	
IN CONNECTION WITH i) COMPLETION DRAWING FOR ADDITIONAL PASSENGER LOOP LINE NO. 2 AND TOWER WAGON SIDING AT LOOP LINE NO. 2 (MAQ END). ii) PROVISION OF CONVERSION OF NON-RE TO RE	18/06/2020 एन.पी.बैकर N.P.BAIKAR जे.टी.ए (आरेख) JTA (DWG)	19/6/20 पी.एम.वीरकर P.M.VIRKAR जे.टी.ए (आरेख) JTA (DWG)	दाभोलकर 20/06/2020 जे.के.दाभोलकर J.K.DABHOLKAR व.सेक्शन इंजी. (सि.एवं दू.) SSE (S&T)	20/06/20 एम.एम.तोरसकर M.M.TORASKAR व. सि. एवं दू. सं. इंजी. (डी. एवं डी.) SSTE (D&D)	D MAGESH Digitally signed by D MAGESH Date: 2020.06.23 18:53:13 +05'30' डी. मगेश D. MAGESH उप मु. सि. एवं दू. सं. इंजी. (समन्वय) DY. CSTE (CO-ORD)	ASHISH APTE Digitally signed by ASHISH APTE आशीष आपटे ASHISH APTE मुख्य सि. एवं दू. सं. इंजी. CSTE	V. C. SINHA Digitally signed by V. C. SINHA व्ही. सी. सिन्हा V. C. SINHA मुख्य परिचालन प्रवंधक C.O.M.

संदर्भ REFERENCE	PREVIOUS ENGG. PLAN NO. - KR / KW / TR / 15 - 92 / R1, R2, R3, R4, R5, R6, R7, R8, R9 & R9A PREVIOUS SIG. PLAN. NO. - KRC / CO / CSTE / KW / 20 / A, B, C, D, E & F; KR / CO / SG / W / 20 / SP; KR / CO / SG / W2 / 20 / SP